



2021-2022 IUPUI BASKETBALL GAME NOTES

IUPUI

SCHEDULE/RESULTS

(0-5, 0-0 HORIZON)

Date	Opponent	Result/Time
Nov. 3	# Anderson (ESPN+)	W, 74-60
Nov. 9	at Butler (FS1 Whiparound)	L, 47-56
Nov. 11	at Evansville (ESPN3)	L, 40-60
Nov. 15	^ vs. Denver	L, 47-63
Nov. 16	^ vs. Texas A&M-CC	L, 59-65
Nov. 17	^ at UTSA	L, 57-60

Nov. 23 Spalding Univ. (ESPN+) 7:00 pm

Dec. 2 *Detroit Mercy (ESPN+) 7:00 pm

Dec. 4 *Oakland (ESPN+) 12:00 pm

Dec. 10 at Tennessee State (ESPN+) 7:00 pm

Dec. 16 Chicago State (ESPN+) 7:00 pm

Dec. 21 Morehead State (ESPN+) 7:00 pm

Dec. 30 *Cleveland State (ESPN+) 7:00 pm

Jan. 1 *Purdue Fort Wayne (ESPN+) tba

Jan. 6 *at Northern Kentucky (ESPN+) 7:00 pm

Jan. 8 *at Wright State (ESPN+) 2:00 pm

Jan. 10 *UIC (ESPN+) 7:00 pm

Jan. 13 *at Green Bay (ESPN+) 8:00 pm

Jan. 15 *at Milwaukee (ESPN+) 3:00 pm

Jan. 20 *Wright State (ESPN+) 7:00 pm

Jan. 22 *Northern Ky. (ESPN+) 12:00 pm

Jan. 27 *at Oakland (ESPN+) 7:00 pm

Jan. 29 *at Detroit Mercy (ESPN+) 1:00 pm

Feb. 3 *Youngstown State (ESPN+) 7:00 pm

Feb. 5 *Robert Morris (ESPN+) tba

Feb. 10 *at Purdue Fort Wayne (ESPN+) 7:00 pm

Feb. 12 *at Cleveland State (ESPN+) 3:00 pm

Feb. 14 *at UIC (ESPN+) 8:00 pm

Feb. 17 *at Robert Morris (ESPN+) 7:00 pm

Feb. 19 *at Youngstown State (ESPN+) 2:00 pm

Feb. 24 *Milwaukee (ESPN+) 8:00 pm

Feb. 26 *Green Bay (ESPN+) tba

Mar. 1 & HL Tourney - 1st Round tba

Mar. 3 & HL Tourney - Quarterfinals tba

Mar. 7 & HL Tourney - Semifinals tba

Mar. 8 & HL Tourney - Championship tba

home games listed in **bold**

* denotes Horizon League games

^ 210 San Antonio Shootout (San Antonio, Texas)

& denotes Horizon League Tournament games

(quarterfinals on campus sites / semis and finals in Indy)

MEDIA COVERAGE

TV: ESPN+

Greg Rakestraw (pxp);

Marcellus Barksdale (analyst)

Video Stream: ESPN+

Live Stats: IUPUIJags.com

Twitter: @IUPUIJaguars / @IUPUIMensBball

MBB CONTACT

Ed Holdaway - IUPUI Assistant AD

Email: eholdawa@iupui.edu

Twitter: @EdHoldaway

Cell: 317-908-2645

'03 NCAA TOURNAMENT, 2010 CBI, 2019 CIT

IUPUI (0-5) vs. SPALDING UNIVERSITY (2-4)

November 23, 2021 - 7:00 p.m. | Indianapolis, Ind. | Indiana Farmers Coliseum (6,800)

STAT BREAKDOWN

IUPUI			SPALDING		
NET	KenPom	BPI	NET	KenPom	BPI
271	346	331	n/a	n/a	n/a
50.0			63.3		
60.8			70.0		
-10.8			-6.7		
.376			.444		
.386			.452		
33.6 (-0.2)			33.7 (+2.5)		
.271			.259		
.323			.407		
.600			.747		
10.2			9.7		
17.0 (-4.2)			14.7 (-2.5)		

SERIES BREAKDOWN

Overall:	0-0
Crenshaw vs. Spalding:	0-0
at Spalding:	0-2
at IUPUI:	0-2
neutral:	0-0
Last Meeting:	first-ever meeting
Outcome:	n/a
Streak:	n/a

Opponent Stat Leaders

Points:	Christian Stewart (13.5 ppg)
Rebounds:	Christian Stewart (6.3 rpg)
Assists:	Tylan Mann (2.0 apg)
Threes Made:	Brandin Obidike (4)
Blocked Shots:	Troy Amanor (8)
Steals:	Jacoby Johnson (7)
Minutes Played:	Christian Stewart (32.3 mpg)

THE JAGUARS

PROBABLE STARTERS (based on last game)

No.	Name	Yr.	Pos.	Ht.	Hometown	PPG	RPG	APG	FG%	3FG%	FT%
00	B.J. Maxwell	Gr.	G/F	6-5	Austin, Texas	12.6	5.6	0.4	.317	.250	.833
1	KJ Pruitt	Fr.	G	6-4	Lewisville, Texas	4.0	2.6	1.2	.412	.286	.667
5	Nathan McClure	Jr.	G	6-4	Houston, Texas	5.8	4.4	0.6	.393	.263	.667
25	Boston Stanton III	Fr.	G	6-5	Denver, Colo.	3.6	3.0	2.4	.304	.333	.000
24	Jonah Carrasco	Sr.	F	6-9	Wichita, Kan.	2.4	3.6	0.0	.500	---	.400

OFF THE BENCH

2	Bobby Harvey	Sr.	G	6-3	Chicago, Ill.	5.4	3.2	1.0	.346	.412	1.000
4	Bakari LaStrap	So.	G	6-0	Houston, Texas	4.0	1.2	2.0	.417	.000	.000
10	Mike DePersia	Jr.	G	5-11	Cherry Hill, N.J.	3.3	2.0	2.3	.400	.429	.333
12	Azariah Seay	Sr.	G	6-4	Montgomery, Ala.	4.0	2.0	0.6	.280	.077	.625
23	Chuks Isitua	Fr.	F/C	6-11	Lagos, Nigeria	4.4	1.6	0.2	.727	---	.667
33	Dimitar Pandev	Sr.	F	6-10	Strumica, Macedonia	1.2	0.6	0.0	.600	---	---

QUICK HITTERS

IUPUI is five games into season No. 51 with Hall of Famer **Matt Crenshaw** beginning his first season as head coach. Crenshaw was a four-year letterwinner for the Jaguars (2000-2004) and finished his career as the program's all-time leader in assists (510). He also made the game-winning shot to send the Jaguars to their first-ever NCAA Tournament appearance in 2003, hitting the winning in the Mid-Continent Conference title game as IUPUI defeated Valparaiso, 66-64, at Kemper Arena in Kansas City. Crenshaw spent 12 seasons on the IUPUI bench before leaving for an assistant post at Ball State from 2018-2021.

Crenshaw faces the unenviable task of having to take over a program that lost its all-time leading rebounder (**Elyjah Goss**), all-time leader in threes made (**Jaylen Minnett**) and a two-time all-league guard that's now playing in the NBA G League (**Marcus Burk**). Burk averaged 21.7 points last season while Minnett poured in 16.4 points per game last season. Goss averaged 11.1 points and 11.6 rebounds per game and also led the team in blocked shots. All total, IUPUI returns just 32.5 percent of the team's scoring and 49.3 percent of the team's minutes from a season ago.

IUPUI's two returning starters are junior guard **Mike DePersia** (5.0 ppg, 3.74 a/to) and **Nathan McClure** (4.4 ppg, 13.3's). Two other key returners are **Azariah Seay** (5.7 ppg) and **Bobby Harvey** (5.6 ppg).

IUPUI has been brilliant defensively in the season's first five games, holding foes to just 60.8 points per game and 38.6 percent shooting from the field. The Jags rank among the top 100 nationally in both categories to start the year. No IUPUI opponent has topped 50 percent from the field this season and three of the five have been held under 40 percent. In its most recent game, IUPUI held UTSA to just 33.3 percent from the floor (21-of-63).

Graduate transfer **B.J. Maxwell** was named to the 210 San Antonio Shootout All-Tournament Team after leading IUPUI in scoring (13.7 ppg) and rebounding (6.0 rpg) and shooting 91 percent from the free throw line over the three games. He capped the event with his first career double-double (13 pts, 10 reb, 2 ast) against UTSA on Nov. 17.

After being outrebounded in the season's first two games by an average of 9.5 rebounds per contest, IUPUI has since outrebounded their past three opponents by an average of 6.0 per game. The Jaguars have grabbed double-digit offensive rebounds in each of their past three contests.

2021-2022 ROSTER

NUMERIC ROSTER

##	Name	Pos.	Ht.	Wt.	Yr.	Hometown/High School (Previous)
00	B.J. Maxwell	G/F	6-5	200	Gr.	Austin, Texas/LBJ (St. Edward's (Tex.) Univ.)
1	KJ Pruitt	G	6-4	203	Fr.	Lewisville, Texas/Sunrise Christian Academy
2	Bobby Harvey	G	6-3	200	Sr.	Chicago, Ill./Hillcrest (Wabash Valley (Ill.) College)
4	Bakari LaStrap	G	6-0	170	So.	Houston, Texas/The Woodlands Christian Academy
5	Nathan McClure	G	6-4	175	Jr.	Houston, Texas/Concordia Lutheran (State Fair (Mo.) C.C.)
10	Mike DePersia	G	5-11	175	Jr.	Cherry Hill, N.J./Haddonfield Memorial
11	Kaleb Edwards	G	6-3	175	Fr.	Fishers, Ind./Guerin Catholic
12	Azariah Seay	G	6-4	195	Sr.	Montgomery, Ala./Robert E. Lee (Blinn (Texas) College)
15	Zach Gunn	F	6-6	210	Gr.	Fishers, Ind./Hamilton Southeastern (Ball State)
20	Derek Petersen	G	6-2	175	Fr.	Greenwood, Ind./Greenwood Christian (Hope College)
23	Chuks Isitua	F/C	6-11	220	Fr.	Lagos, Nigeria/Jack Yates (Tex.)
24	Jonah Carrasco	F	6-9	220	Sr.	Wichita, Kan./Wichita North (Otero (Colo.) J.C.)
25	Boston Stanton III	G	6-5	190	Fr.	Denver, Colo./Denver East
33	Dimitar Pandev	F	6-10	225	Sr.	Strumica, Macedonia/The Skill Factory (Ga.) (Clarendon College)

Head Coach: Matt Crenshaw (1st season as HC - IUPUI, '04; 13th season at IUPUI)

Assistant Coach: Antwain Banks (1st season - IU Southeast, '04)

Assistant Coach: Tommy Strine (1st season - IPFW, '14)

Assistant Coach: Roy Hairston (3rd season - Purdue, '97)

Director of Operations: Aaron Evans (3rd season - Marian, '14)

ROSTER BREAKDOWNS

BY CLASS-

Freshmen: 5

Juniors: 2

Grads: 2

Sophomores: 1

Seniors: 4

BY PRIMARY POSITION-

Guards: 10

Centers: 0

Forwards: 4

BY HOME STATE/COUNTRY-

Texas: 4

Indiana: 3

Illinois/Alabama/Colorado/Kansas/

New Jersey/Macedonia/Nigeria: 1

PRONUNCIATION GUIDE

Jonah **CARRASCO** (cuh-RASS-ko)

CHUKS (CHOOKS) **ISITUA** (ee-see-TOO-uh)

DMITAR (DIM-ee-tar) **PANDEV** (PAN-dev)

AZARIAH (AZ-uh-rye-uh) **SEAY** (SAY)

RADIO / TV ROSTER




#00 - B.J. MAXWELL

6-5 // Gr. // G/F

Austin, Texas

Public Relations MA




#1 - KJ PRUITT

6-4 // Fr. // G

Lewisville, Texas

Sports Management



#2 - BOBBY HARVEY

6-3 // Sr. // G

Chicago, Ill.

General Studies



#4 - BAKARI LaSTRAP

6-0 // Soph. // G

Houston, Texas

Business




#5 - NATHAN McCLURE

6-4 // Jr. // G

Houston, Texas

General Studies



#10 - MIKE DePERSIA

5-11 // Jr. // G

Cherry Hill, N.J.

Finance



#11 - KALEB EDWARDS

6-3 // Fr. // G

Fishers, Ind.

Business




#12 - AZARIAH SEAY

6-4 // Sr. // G

Montgomery, Ala.

General Studies




#15 - ZACH GUNN

6-6 // Gr. // F

Fishers, Ind.

Organizational Leadership MS



#20 - DEREK PETERSEN

6-2 // R-Fr. // G

Greenwood, Ind.

Computer Engineering



#23 - CHUKS ISITUA

6-11 // Fr. // F/C

Lagos, Nigeria

OLS




#24 - JONAH CARRASCO

6-9 // Sr. // F

Wichita, Kan.

General Studies



#25 - BOSTON STANTON III

6-5 // Fr. // G

Denver, Colo.

Psychology



#33 - DIMITAR PANDEV

6-10 // Sr. // F

Strumica, Macedonia

General Studies



MATT CRENSHAW

Head Coach

13th season at IUPUI

1st season as HC



ANTWAIN BANKS

Assistant Coach

1st season



TOMMY STRINE

Assistant Coach

1st season



ROY HAIRSTON

Assistant Coach

3rd season

POLLS

ASSOCIATED PRESS		COACHES	
<i>Week 3 - Nov. 22</i>		<i>Week 3 - Nov. 22</i>	
Rank	Team (1st)	Rank	Team (1st)
1.	Gonzaga (55)	1.	Gonzaga (30)
2.	UCLA (5)	2.	UCLA (2)
3.	Purdue (1)	3.	Kansas
4.	Kansas	4.	Purdue
5.	Duke	5.	Baylor
6.	Baylor	6.	Duke
7.	Villanova	7.	Villanova
8.	Texas	8.	Texas
9.	Memphis	9.	Alabama
10.	Alabama	10.	Memphis
	Kentucky	11.	Houston
12.	Houston	12.	Arkansas
13.	Arkansas	13.	Michigan
14.	Illinois		Kentucky
15.	Tennessee	15.	Illinois
16.	St. Bonaventure	16.	St. Bonaventure
17.	Arizona	17.	Tennessee
18.	BYU	18.	BYU
19.	Auburn	19.	Arizona
20.	Michigan	20.	Seton Hall
21.	Seton Hall	21.	UConn
22.	UConn	22.	Auburn
23.	Florida	23.	Oregon
24.	USC	24.	Florida
25.	Xavier	25.	USC

MID-MAJOR TOP 25

<i>November 8</i>					
Rk	Team (1st)	Record	Pts.	Prev.	Conf.
1	Gonzaga (31)	2-0	775	1	West Coast
2	BYU	2-0	716	3	West Coast
3	Drake	2-0	633	4	Missouri Valley
4	Liberty	1-0	606	5	ASUN
5	Georgia State	2-0	590	7	Sun Belt
6	Saint Mary's	2-0	577	8	West Coast
7	Loyola Chicago	2-0	513	9	Missouri Valley
8	San Francisco	3-0	490	12	West Coast
9	Belmont	1-1	443	2	Ohio Valley
10	Iona	2-0	406	13	Metro Atlantic
11	Buffalo	0-1	401	6	Mid-American
12	South Dakota State	2-1	395	10	Summit
13	UCSB	1-0	381	14	Big West
14	New Mexico State	2-0	368	15	Western Athletic
15	Ohio	2-0	364	24	Mid-American
16	Furman	2-0	286	NR	Southern
17	Toledo	2-0	275	17	Mid-American
18	Louisiana	3-0	208	18	Sun Belt
19	Missouri State	1-1	204	11	Missouri Valley
20	Yale	2-1	199	19	Ivy League
21	Chattanooga	2-0	173	21	Southern
22	Vermont	1-1	141	16	America East
23	Winthrop	2-0	111	NR	Big South
24	North Dakota State	2-0	90	25	Summit
25	Oakland	1-1	71	NR	Horizon

HORIZON LEAGUE PRESEASON POLLS

Pl. School (1st-place) - Votes

1.	Cleveland State (30) - 502
2.	Wright State (9) - 463
3.	Northern Kentucky (1) - 406
4.	Milwaukee (2) - 396
5.	Detroit Mercy (2) - 350
6.	Oakland - 340
7.	Youngstown State - 214
8.	UIC - 204
9.	Purdue Fort Wayne - 169
10.	Robert Morris - 157
11.	Green Bay - 146
12.	IUPUI - 85

Preseason POTY: Antoine Davis, Detroit Mercy

First Team (alphabetical order by school)

Torrey Patton, Cleveland State
 Antoine Davis, Detroit Mercy
 Patrick Baldwin Jr., Milwaukee
 Jalen Moore, Oakland
 Grant Basile, Wright State

Second Team (alphabetical order by school)

DeAndre Gholston, Milwaukee
 Trevon Faulkner, Northern Kentucky
 Marques Warrick, Northern Kentucky
 Jarred Godfrey, Purdue Fort Wayne
 Tanner Holden, Wright State

HORIZON LEAGUE

HORIZON LEAGUE STANDINGS		
<i>through games on Nov. 21</i>		
Team	Overall (Pct.)	HL (Pct.)
Northern Kentucky	2-1 (.667)	0-0 (.000)
Purdue Fort Wayne	2-1 (.667)	0-0 (.000)
Oakland	3-2 (.600)	0-0 (.000)
Cleveland State	2-2 (.500)	0-0 (.000)
UIC	2-2 (.500)	0-0 (.000)
Youngstown State	2-3 (.400)	0-0 (.000)
Milwaukee	1-2 (.333)	0-0 (.000)
Wright State	1-2 (.333)	0-0 (.000)
Detroit Mercy	0-4 (.000)	0-0 (.000)
Robert Morris	0-4 (.000)	0-0 (.000)
Green Bay	0-5 (.000)	0-0 (.000)
IUPUI	0-5 (.000)	0-0 (.000)

HORIZON LEAGUE SCHEDULE		
Date	Game	Time
11/23	Oakland vs. tbd	tba
	Wright St. vs. tbd	tba
	Milwaukee vs. Bowling Green	2:30pm
	Spalding at IUPUI	7pm
11/24	Wright St. vs. tbd	tba
	Oakland vs. tbd	tba
	Milwaukee vs. tbd	11am
11/25	UIC vs. Hawaii	tba
11/26	UIC vs. tbd	tba
	Purdue FW vs. SE Louisiana	4:30pm
	Northern Ky. at DePaul	5pm
11/27	Purdue FW vs. Western Mich.	4:30pm
	Detroit Mercy at Hofstra	2pm
	Robert Morris at Davidson	2pm
	Penn State Behrend at Cleveland St.	3pm
	UW-Superior at Green Bay	7pm
11/28	Alcorn St. at Milwaukee	2pm
	Purdue Fort Wayne at FGCU	6pm
11/30	Detroit Mercy at Northeastern	7pm
12/2	*Wright St. at Purdue Fort Wayne	7pm
	*Detroit Mercy at IUPUI	7pm
	*Northern Ky. at Cleveland St.	7pm
	*Youngstown St. at Milwaukee	8pm
	*Oakland at UIC	8pm
	*Robert Morris at Green Bay	8pm
12/4	*Oakland at IUPUI	12pm
	*Robert Morris at Milwaukee	12pm
	*Northern Ky. at Purdue Fort Wayne	1pm
	*Wright St. at Cleveland St.	3pm
	*Youngstown St. at Green Bay	7pm
12/5	*Detroit Mercy at UIC	2pm
12/7	Oakland at Bowling Green	7pm
12/8	Canisius at Northern Ky.	7pm
	Lancaster Bible at Robert Morris	7pm
	Central Mich. at Youngstown St.	7pm
	Purdue Fort Wayne at SIUE	8pm
12/9	Detroit Mercy at Kent State	7pm

IUPUI IN HORIZON LEAGUE STATS		
<i>through games on Nov. 13 [denotes NCAA ranking]</i>		
Category	HL [Nat Rk.]	Stat
Scoring	12th	50.00 ppg
Scoring Defense	1st [69th]	60.80 ppg
Scoring Margin	9th	-10.80 ppg
Rebounding Margin	4th	-0.20 rpg
Field Goal %	11th	37.6%
3Pt Field Goal %	9th	27.1%
Free Throw %	12th	60.0%
Assists	10th	10.20 apg
Turnovers	12th	17.00 to/g
Turnover Margin	12th	-4.20 to/g
Assist/TO Ratio	12th	0.60 a/to
Blocked Shots	t-6th	3.00 bpg
Steals	11th	3.60 spg
Offensive Rebounds	8th	9.00 rpg
Defensive Rebounds	7th	24.60 rpg

Category	Rank	Stat
Scoring		
B.J. Maxwell	16th	12.6 ppg
Rebounding		
B.J. Maxwell	18th	5.6 ppg
FT Percentage		
B.J. Maxwell	8th	80.0%
3Pt Field Goals		
B.J. Maxwell	t-19th	1.4/game
Bobby Harvey	t-19th	1.4/game
Assists		
Boston Stanton III	15th	2.4 apg
Mike DePersia	t-16th	2.3 apg
Bakari LaStrap	t-21st	2.0 apg
Blocked Shots		
B.J. Maxwell	t-10th	1.0 bpg
Chuks Isitua	t-13th	0.8 bpg
Steals		
Bakari LaStrap	t-22nd	1.0 apg
Minutes		
B.J. Maxwell	19th	30.4 mpg

DE-DE-DE-DEFENSE

Through five games, IUPUI is the toughest team in the Horizon League to score on, yielding just 60.8 points per contest - ranking 69th nationally in scoring defense. Of the 68 teams ahead of them, 65 are at or above .500 to start the season.

Opponents are shooting just 38.6 percent from the floor this season, which ranks 81st best in the country.

The Jaguars are also closing down possessions, grabbing better than 75 percent of the available defensive boards, ranking second in the Horizon League.

'OFF'ENSE

While the IUPUI defense has been strong, the offense has been equally sour to start the year. The Jags come in averaging just 50 points per game and have yet to hit 60 in a contest this season.

The Jags are shooting 37.6 percent overall and 27.1 percent from three-point range, but the more concerning statistic is the turnovers. After turning it over just nine times in the season opener at Butler, IUPUI has turned it over 76 times the past four games, coming out to 19.0 turnovers per game.

IUPUI's young guards have been the primary culprits in committing the turnovers as KJ Pruitt (3.6/game), Bakari LaStrap (3.6/game) and Boston Stanton III (2.6/game) all have more turnovers than assists on the season.

MAD MAX

Graduate transfer B.J. Maxwell has emerged as IUPUI's go-to guy in the season's first five games, leading the team in scoring (12.6 ppg) and rebounding (5.6 rpg) and easily pacing the squad in field goal attempts (63), three-point attempts (28) and free throw attempts (20).

He ranks among the top 20 in the Horizon League in six different categories, including scoring and rebounding.

His 63 shot attempts are 26 percent of the team's tries as Nathan McClure is second on the team with 28 hoists.

SPYING THE FIRST

IUPUI needs a victory tonight to avoid the first-ever 0-6 start in program history. This season marks the third 0-5 start to the year in program history (1999-2000 & 1992-1993).

EXPERIENCE MATTERS

Despite having eight players classified as upperclassmen, the IUPUI roster entered this season without a ton of actual Division I experience. Mike DePersia (1,241 career minutes) and B.J. Maxwell (1,156 minutes between ACU and Detroit Mercy) are the only two to have played at least 1,000 career minutes. A third, Zach Gunn, was closing in on the number having played 920 minutes in three seasons at Ball State, but will miss the entire season due to injury.

Six others in the IUPUI rotation entered this season having played fewer than 400 career minutes in Nathan McClure (388), Azariah Seay (376 between IUPUI and Alabama State), Bobby Harvey (255), Bakari LaStrap (234), Dimitar Pandev (62) and Jonah Carrasco (49).

CRAFTY VETERAN

Maxwell is an interesting case study in today's new world of college basketball as he's entering his seventh year of college this season. After redshirting his opening season (2015-16) at Abilene Christian, he played three full seasons at ACU before transferring out for a fifth season. He played just two games at Detroit Mercy in 2019-20 before suffering a season ending injury and receiving another season of eligibility. He spent all of last season at Saint Edward's University in Austin, Texas, where he averaged 18.6 points and 5.3 boards per game while earning NABC Second Team All-District honors.

After all NCAA student-athletes were granted an additional year of eligibility due to COVID-19 issues, Maxwell opted to join the IUPUI program for a seventh season of schooling. He enters this season having played 94 collegiate basketball games and having scored 758 points across both NCAA Division I and II levels.

JERSEY MIKE

Junior guard Mike DePersia ranked No. 3 in the country a year ago with a 3.74 assist-to-turnover ratio, delivering 71 assists against just 19 miscues. In league play, he upped that figure to 4.13. His 3.74 mark last season easily eclipsed the previous IUPUI single-season mark, which was 3.30 set by Taj Hawkins back in 2001-02.

DePersia tied IUPUI's single-game record with 14 assists in a game in a Feb. 12 win over UIC, doing so without committing a turnover. He had a six-game span where he didn't turn the ball over once, dishing out 31 assists during that span.

DePersia enters his third season with the program with a 2.56 career assist-to-turnover ratio, having distributed 156 assists against just 61 turnovers in an IUPUI uniform. The IUPUI career record in the category is 2.16 as Brady Adkins had 261 assists against just 121 turnovers from 1994-1996.

HOOSIER TIES

UNIVERSITY QUICK FACTS

Location	Indianapolis, Ind.
Founded	1969
Nickname	Jaguars
Colors	Red, gold & black
Enrollment	30,000
Affiliation	NCAA Division I
Conference	The Horizon League
Home Facility (Cap.)	Indiana Farmers Coliseum (6,800)
Chancellor	Dr. Nasser Paydar
Athletics Director	Dr. Roderick Perry
Website	www.IUPUIJags.com
Twitter	@IUPUIJaguars
Athletics Phone	(317) 278-5247
Mailing Address	1000 Waterway Blvd. Indianapolis, IN 46202

BASKETBALL HISTORY

First Yr. of basketball	1972
Seasons of basketball	51st
Seasons of Division I basketball	24th
Division I (1998-pres.) Record	290-337 (.463)
NCAA Appearances	1
Last NCAA Appearance	2003
Last Postseason Appearance	2019 (CIT - First Round)

UNIVERSITY NOTES

ABOUT THE UNIVERSITY

IUPUI is a public research university located in downtown Indianapolis that is the result of a merger of the Purdue Indianapolis Extension Center (1946) and Indiana University Indianapolis (1916). The merger was completed in 1969 and athletics began in 1972.

The university offers more than 200 degree programs and boasts an enrollment over 30,000 (22,000 undergrad and 8,000 postgrad). The university also boasts an endowment of more than \$850 million.

The university is ranked among the Top 200 "National Universities" and ranked 7th for "Up and Coming Schools." U.S. News has ranked IUPUI among the nation's elite for 13 straight years.

All total, the campus covers 509 acres and is located along Indy's Cultural Trail.

IUPUI includes the nation's largest nursing school, the second largest medical school in the country, the only dental school in the state, and the country's oldest school of physical education. IUPUI is among the top 20 campuses in the nation for graduate professional degrees conferred

ATHLETIC PROWESS

IUPUI was a primary beneficiary of the 1987 Pan-American Games in Indianapolis and continues to boast some world renowned facilities.

The IU Natatorium is located on the IUPUI campus and is among the best swimming & diving facilities in the world. It has hosted the U.S. Olympic Team Trials four different times and 12 NCAA National Championship meets. In addition, the 2017 World Juniors were held at IUPUI and 16 world records have been set in the Natatorium water.

Adjacent west is the Michael A. Carroll Track & Soccer Stadium which has hosted several USA Outdoor Track & Field Championships and NCAA Championships, along with the 1988 US Olympic Trials. Florence Griffith-Joyner set the 100m world record of 10.49 on the track.

In basketball circles, IUPUI is best known as the long-time host of the Nike All-American Camp, which was held on campus for two decades. The nation's top prep players and coaches from every level converged on campus for two weeks each summer in what was considered the elite college recruiting event of the year. Alumni included LeBron James, Chris Webber, Allen Iverson, Kevin Garnett, Jason Kidd and Paul Pierce, among many others.

GEORGE HILL

IUPUI's best known basketball alum is current NBAer George Hill, who is in his 14th year in the league this season. Hill was originally drafted by the San Antonio Spurs (1st rd., 26th overall) in 2008.

He's played for the Spurs (2008-11), Indiana Pacers (2011-16), Utah Jazz (2016-17), Sacramento Kings (2017-18), Cleveland Cavaliers (2018), Milwaukee Bucks (2018-20), Oklahoma City Thunder (2020) and Philadelphia 76ers (2021) before returning to Milwaukee this season. He's played in 825 regular season games, making nearly 500 career starts and averaging 11.0 points and 3.2 assists per game in his NBA career. He led the league in three-point percentage 2019-20 at 46 percent and is a career 38.4 percent shooter.

Entering this season, he's played in 139 career playoff games, starting 91 times and averaging 11.4 points per game.

For the first time in program history, IUPUI opened the season with a starting five that didn't include an Indiana-native. In program history, 73 percent of the players have come from the state of Indiana and IUPUI has never started a game in the Division I era (1998-present) without having at least one Indiana-native included.

In fact, it's unlikely that IUPUI gets any contributions from any Indiana-natives this year as Zach Gunn will miss the season due to injury and non-scholarship freshmen Kaleb Edwards and Derek Petersen are expected to redshirt.

LONESTARS

IUPUI had never had a Texas-native in the program prior to 2019 when Taveion White joined the program. Fast forward to 2021-2022 and IUPUI has four Texas-natives (B.J. Maxwell, KJ Pruitt, Bakari LaStrap and Nathan McClure) on the team and a fifth who played high school in Texas in Chuks Isitua.

IUPUI signed another Texas-product for next season as well as 6-foot-3 guard Daylan Hamilton, who currently plays at Triton College, hails from Houston.

DEPARTED

IUPUI returns just 32.5 percent of its scoring from a season ago as the trio of Marcus Burk (21.7 ppg, 45 3's), Jaylen Minnett (16.4 ppg, 41 3's) and Elyjah Goss (11.1 ppg, 11.6 rpg) are all playing elsewhere this season.

Burk recently inked a deal with the G League Grand Rapids Gold (affiliate of the Denver Nuggets), Goss is playing professionally in Sweden and Minnett opted to play a graduate season at Missouri State.

Burk finished his two-year IUPUI career ranked No. 22 on the program's all-time scoring list with 1,072 points and Minnett finished No. 9 on the program's all-time scoring list with 1,403 career points and as the program's all-time leader in threes made (285). Goss closed his career as the program's all-time leader in rebounds (880) and a D1 record 25 double-doubles.

SEVEN BACK

IUPUI returns seven letterwinners and two starters - Mike DePersia (5.0 ppg, 3.9 apg) and Nathan McClure (4.4 ppg, 2.9 rpg). The other returning letterwinners are Azariah Seay (5.7 ppg), Bobby Harvey (5.6 rpg), Bakari LaStrap (2.8 ppg), Dimitar Pandev (1.6 ppg, 1.9 rpg) and Jonah Carrasco (0.3 ppg, 0.4 rpg).

FRESH FACES

Hired in April, head coach Matt Crenshaw had to build out his roster for this season in short order. He added five scholarship additions in graduate transfers Zach Gunn (Ball State) and B.J. Maxwell (St. Edward's University) and three freshmen in Chuks Isitua, KJ Pruitt and Boston Stanton III.

Gunn, who will miss the season due to an injury suffered in the preseason, played in 69 games and averaged 4.7 points per game during his four-year Ball State career. Maxwell, who played last season at Division II SEU in Austin, Texas, was the Lone Star Conference (LSC) Newcomer of the Year after averaging 18.6 points, 5.3 rebounds and 2.3 assists per game last season.

Isitua, a 6-foot-11 forward/center, was considered among the top recruits from the state of Texas and was named to the 2021 All-VYPE Houston Boys Public School Basketball Team.

Pruitt, a 6-foot-4 guard, was originally in the Class of 2020 before attending Sunrise Christian Academy last season and reclassifying to the 2021 class. He averaged 14.5 points, 6.0 rebounds and 4.5 assists per game as a senior at Lewisville (Texas) High School before suffering an injury in the season's final game.

Stanton III, the final addition to the program, is a 6-foot-5 guard from Denver East (Colo.) High School. He averaged 21.0 points, 5.6 rebounds and 2.7 assists per game as a junior, but had his senior year derailed by an injury and averaged just 14.2 points, 3.8 rebounds and 2.2 steals per game in five games.

SMALL WONDERERS

IUPUI will most likely be undersized in each and every game this season as the average height on the IUPUI roster is just 6' 4 3/4" this season. The IUPUI roster boasts just three players taller than 6-foot-9 in Isitua (6-11), Pandev (6-10) and Carrasco (6-9).

Pandev played just 60 minutes last season before missing the final two months due to injury and Carrasco played just 50 minutes last season.

Given the lack of size, it's likely that Crenshaw will deploy a number of four guard and five guard combinations this season.

AROUND THE DEPARTMENT

KOEPPEN'S KIDS WIN THIRD STRAIGHT

The IUPUI men's cross country team capped the month of October with a third straight Horizon League title, winning the crown by a wide margin at Northview Church on Oct. 30. It marked the Jags third straight Horizon League title under longtime head coach Chuck Koeppen and fifth conference title in the program's history (two in The Summit, three in the Horizon). The Jags then capped the season by placing No. 10 in the NCAA Great Lakes Regional Championships, marking the third top-10 finish in program history.

Koeppen's squad will be recognized at the Dec. 2 home basketball game against Detroit Mercy.

In addition, Koeppen announced he's stepping down from the program's top spot, effective December 1 and his assistant, Justin Roeder, will take over the program's reins on an interim basis. Koeppen will remain with the program as an assistant coach through the end of the 2021-2022 campaign.

NEW HOME

The IUPUI athletic campus received a major boost this fall with the construction of new outdoor tennis courts, immediately south of Michael A. Carroll Stadium. The six outdoor courts will be utilized by the men's and women's tennis teams and include LED lighting.

POINT TAKEN

The IUPUI Athletics Department is currently going through the hiring process for a new Senior Associate Director of Athletics as Jaunelle White departed her post earlier this fall to take over as Director of Athletics at NAIA Point University in West Point, Ga.

BASKETBALL CENTRAL

A year after helping host the entire NCAA Men's Basketball Tournament in the Circle City, IUPUI will be slightly less busy this March. That said, IUPUI will serve as an institutional co-host for First and Second Round games this March inside Gainbridge Fieldhouse in downtown Indianapolis.

Also, the Horizon League Tournament will be held inside Indiana Farmers Coliseum for a third straight year in 2022.



2020-2021 MISCELLANEOUS STATISTICS

<i>IUPUI'S RECORD WHEN...</i>			
	'21-22	'21-22	Under
	Overall	HL Crenshaw	
Home:	0-0	0-0	0-0
Away:	0-3	0-0	0-3
Neutral:	0-2	0-0	0-2
Overtime:	0-0	0-0	0-0
Lead @ Halftime:	0-1	0-0	0-1
Trail @ Halftime:	0-3	0-0	0-3
Tied @ Halftime:	0-1	0-0	0-1
Leading w/ 5:00 left:	0-1	0-0	0-1
Trailing w/ 5:00 left:	0-4	0-0	0-4
Tied w/ 5:00 left:	0-0	0-0	0-0
Shooting 50% or better:	0-0	0-0	0-0
Shooting 40-50%:	0-1	0-0	0-1
Shooting less than 40%:	0-4	0-0	0-4
Opp. shoots 50% or better:	0-0	0-0	0-0
Opp. shoots 40-50%:	0-2	0-0	0-2
Opp. shoots less than 40%:	0-3	0-0	0-3
Shooting better % than opp.	0-3	0-0	0-3
Shooting worse % than opp.	0-2	0-0	0-2
Scoring less than 50:	0-3	0-0	0-3
Score 50-59 pts:	0-2	0-0	0-2
Score 60-69 pts:	0-0	0-0	0-0
Score 70-79 pts:	0-0	0-0	0-0
Score 80-89 pts:	0-0	0-0	0-0
Score 90+ pts:	0-0	0-0	0-0
Opp. scores less than 50:	0-0	0-0	0-0
Opp. scores 50-59 pts:	0-1	0-0	0-1
Opp. scores 60-69 pts:	0-4	0-0	0-4
Opp. scores 70-79 pts:	0-0	0-0	0-0
Opp. scores 80-89 pts:	0-0	0-0	0-0
Opp. scores 90+ pts:	0-0	0-0	0-0
Commit less TO than opp.	0-1	0-0	0-1
Commit more TO than opp.	0-4	0-0	0-4
Commit same TO as opp.	0-0	0-0	0-0
Outrebound opponent:	0-3	0-0	0-3
Outrebounded:	0-2	0-0	0-2
Rebounding is equal:	0-0	0-0	0-0
Bench outscores opp.:	0-2	0-0	0-2
Bench is outscored:	0-3	0-0	0-3
Bench scoring is equal:	0-0	0-0	0-0
Hit more FT than opp.:	0-0	0-0	0-0
Hit less FT than opp.:	0-5	0-0	0-5
Hit same FT as opp.:	0-0	0-0	0-0
Hit more 3's than opp.:	0-2	0-0	0-2
Hit less 3's than opp.:	0-2	0-0	0-2
Hit same 3's as opp.:	0-1	0-0	0-1
Decided by 5 pts or less:	0-1	0-0	0-1
Decided by 6-10 points:	0-2	0-0	0-2
Decided by 10+ points:	0-2	0-0	0-2
In home whites:	0-0	0-0	0-0
In grays:	0-1	0-0	0-1
In road blacks:	0-2	0-0	0-2
In road reds:	0-2	0-0	0-2
7 in double-digits:	0-0	0-0	0-0
6 in double-digits:	0-0	0-0	0-0
5 in double-digits:	0-0	0-0	0-0
4 in double-digits:	0-0	0-0	0-0
3 in double-digits:	0-0	0-0	0-0
2 in double-digits:	0-3	0-0	0-3
1 in double-digits:	0-1	0-0	0-1
0 in double-digits:	0-1	0-0	0-1
On Mondays:	0-1	0-0	0-1
On Tuesdays:	0-2	0-0	0-2
On Wednesdays:	0-1	0-0	0-1
On Thursdays:	0-1	0-0	0-1
On Fridays:	0-0	0-0	0-0
On Saturdays:	0-0	0-0	0-0
On Sundays:	0-0	0-0	0-0
In November:	0-5	0-0	0-5
In December:	0-0	0-0	0-0
In January:	0-0	0-0	0-0
In February:	0-0	0-0	0-0
In March:	0-0	0-0	0-0

CAREER DOUBLE-DIGIT PERFORMANCES/STARTS/DUNKS

Name	Sea	Car
Maxwell	4	4
DePersia	0	3
Harvey	1	3
Seay	0	3
McClure	1	2
Isitua	1	1
LaStrap	0	1

20+ Point Scoring Games

Name	Sea	Car
------	-----	-----

30+ Point Scoring Games

Name	Sea	Car
------	-----	-----

Double-Digit Reb. Games

Name	Sea	Car
Maxwell	1	1

Double-Doubles

Name	Sea	Car
Maxwell	1	1

Games Started

Name	Sea	Car
DePersia	0	27
McClure	5	17
Carrasco	5	5
Maxwell	5	5
Pruitt	5	5
Stanton III	5	5
Harvey	0	4
Pandev	0	3
Seay	0	2
LaStrap	0	1

Dunks

Name	Sea	Car
Carrasco	2	3
LaStrap	0	1
McClure	0	1

TIMES LEADING THE TEAM IN...

Points		
Name	Sea	Car
Maxwell	5	5
Harvey	0	1

Rebounds
Name

Name	Sea	Car
Maxwell	4	4
Harvey	1	1
McClure	1	1
Pruitt	1	1

Assists
Name

Name	Sea	Car
DePersia	1	20
LaStrap	2	4
McClure	0	1
Pruitt	1	1
Stanton III	1	1

Steals Name

Name	Sea	Car
DePersia	1	13
LaStrap	4	7
McClure	3	4
Pruitt	3	3
Maxwell	2	2
Isitua	1	1
Seay	0	1

Blocked Shots

Name	Sea	Car
McClure	0	3
Carrasco	1	3
DePersia	0	2
Maxwell	2	2
Harvey	0	1
Isitua	1	1
Maxwell	1	1
Pandev	0	1
Pruitt	1	1

SPECIALTY STATS

PP = Points in the Paint; POT = Points off Turnover; 2nd = 2nd Chance Points; BP = Bench Points

[illegible]

WIN/LOSS MARGINS

Wins															
Margin	1	2	3	4	5	6	7	8	9	10	11-15	16-20	21-29	30+	
Losses			1	1			1			2					

2021-2022 IUPUI STATISTICS

Game Records

Record	Overall	Home	Away	Neutral
ALL GAMES	0-5	0-0	0-3	0-2
CONFERENCE	0-0	0-0	0-0	0-0
NON-CONFERENCE	0-5	0-0	0-3	0-2

Score by Periods

Team	1st	2nd	OT	TOT
IUPUI	117	133	0	250
Opponents	144	160	0	304

Team Box Score

No.	Player				Total		3-Point		F-Throw		Rebounds													
		GP-GS	MIN	AVG	FG-FGA	FG%	3FG-3FGA	3FG%	FT-FTA	FT%	OFF	DEF	TOT	AVG	PF	DQ	A	TO	BLK	STL	PTS	AVG		
00	MAXWELL, B.J.	5-5	152:32	30.5	20-63	.317	7-28	.250	16-20	.800	6	22	28	5.6	13	0	2	7	5	3	63	12.6		
5	MCCLURE, Nathan	5-5	122:11	24.4	11-28	.393	5-19	.263	2-3	.667	5	17	22	4.4	11	0	3	2	0	4	29	5.8		
2	HARVEY, Bobby	5-0	105:02	21.0	9-26	.346	7-17	.412	2-2	1.000	3	13	16	3.2	9	0	5	2	0	0	27	5.4		
23	ISITUA, Chuks	5-0	75:14	15.0	8-11	.727	0-0	.000	6-9	.667	1	7	8	1.6	12	0	1	6	4	1	22	4.4		
4	LASTRAP, Bakari	5-0	74:27	14.9	10-24	.417	0-4	.000	0-4	.000	1	5	6	1.2	11	0	10	18	0	5	20	4.0		
1	PRUITT, KJ	5-5	124:42	24.9	7-17	.412	2-7	.286	4-6	.667	1	12	13	2.6	10	0	6	18	2	3	20	4.0		
12	SEAY, Azariah	5-0	77:35	15.5	7-25	.280	1-13	.077	5-8	.625	7	3	10	2.0	8	0	3	6	0	0	20	4.0		
25	STANTON III, Boston	5-5	102:09	20.4	7-23	.304	4-12	.333	0-2	.000	0	15	15	3.0	5	0	12	13	1	1	18	3.6		
10	DEPERSIA, Mike	4-0	73:40	18.4	4-10	.400	3-7	.429	2-6	.333	0	8	8	2.0	9	1	9	3	0	1	13	3.3		
24	CARRASCO, Jonah	5-5	67:45	13.6	5-10	.500	0-0	.000	2-5	.400	8	10	18	3.6	11	0	0	3	3	0	12	2.4		
33	PANDEV, Dimitar	5-0	24:43	4.9	3-5	.600	0-0	.000	0-0	.000	0	3	3	0.6	1	0	0	1	0	0	6	1.2		
Team											13	8	21					6						
Total		5	1000		91-242	.376	29-107	.271	39-65	.600	45	123	168	33.6	100	1	51	85	15	18	250	50.0		
Opponents		5	1000		95-246	.386	30-93	.323	84-122	.689	50	119	169	33.8	71	1	50	64	7	43	304	60.8		

Team Statistics

	IUPUI	OPP
Scoring	250	304
Points per game	50.0	60.8
Scoring margin	-10.8	-
Field goals-att	91-242	95-246
Field goal pct	.376	.386
3 point fg-att	29-107	30-93
3-point FG pct	.271	.323
3-pt FG made per game	5.8	6.0
Free throws-att	39-65	84-122
Free throw pct	.600	.689
F-Throws made per game	7.8	16.8
Rebounds	168	169
Rebounds per game	33.6	33.8
Rebounding margin	-0.2	-
Assists	51	50
Assists per game	10.2	10.0
Turnovers	85	64
Turnovers per game	17.0	12.8
Turnover margin	-4.2	-
Assist/turnover ratio	0.6	0.8
Steals	18	43
Steals per game	3.6	8.6
Blocks	15	7
Blocks per game	3.0	1.4
Winning streak	0	-
Home win streak	0	-
Attendance	0	10957
Home games-Avg/Game	0-0	3-3652
Neutral site-Avg/Game	-	2-173

Team Results

Date	Opponent		Score	Att.
11/09/2021	at Butler	L	47-56	7134
11/11/2021	at Evansville	L	40-60	3145
11/15/2021	vs Denver	L	47-63	197
11/16/2021	vs A&M-Corpus Christi	L	59-65	148
11/17/2021	at UTSA	L	57-60	678

2021-2022 IUPUI HORIZON LEAGUE ONLY STATISTICS

Game Records

Record	Overall	Home	Away	Neutral
ALL GAMES	0-0	0-0	0-0	0-0
CONFERENCE	0-0	0-0	0-0	0-0
NON-CONFERENCE	0-0	0-0	0-0	0-0

Score by Periods

Team	1st	2nd	OT	TOT
IUPUI	0	0	0	0
Opponents	0	0	0	0

Team Box Score

No.	Player				Total		3-Point		F-Throw		Rebounds											
		GP-GS	MIN	AVG	FG-FGA	FG%	3FG-3FGA	3FG%	FT-FTA	FT%	OFF	DEF	TOT	AVG	PF	DQ	A	TO	BLK	STL	PTS	AVG
Team																						
Total		0	0		0-0	.000	0-0	.000	0-0	.000	0	0	0	0.0	0	0	0	0	0	0	0	0.0
Opponents		0	0		0-0	.000	0-0	.000	0-0	.000	0	0	0	0.0	0	0	0	0	0	0	0	0.0

Team Statistics

	IUPUI	OPP
Scoring	0	0
Points per game	0.0	0.0
Scoring margin	0.0	-
Field goals-att	0-0	0-0
Field goal pct	.000	.000
3 point fg-att	0-0	0-0
3-point FG pct	.000	.000
3-pt FG made per game	0.0	0.0
Free throws-att	0-0	0-0
Free throw pct	.000	.000
F-Throws made per game	0.0	0.0
Rebounds	0	0
Rebounds per game	0.0	0.0
Rebounding margin	0.0	-
Assists	0	0
Assists per game	0.0	0.0
Turnovers	0	0
Turnovers per game	0.0	0.0
Turnover margin	0.0	-
Assist/turnover ratio	0.0	0.0
Steals	0	0
Steals per game	0.0	0.0
Blocks	0	0
Blocks per game	0.0	0.0
Winning streak	0	-
Home win streak	0	-
Attendance	0	0
Home games-Avg/Game	0-0	0-0
Neutral site-Avg/Game	-	0-0

Team Results

Date	Opponent	Score	Att.
------	----------	-------	------

2021-2022 STATISTICAL SPLITS

Wins (0 total)

No.	Player				Total		3-Point		F-Throw		Rebounds											
		GP-GS	MIN	AVG	FG-FGA	FG%	3FG-3FGA	3FG%	FT-FTA	FT%	OFF	DEF	TOT	AVG	PF	DQ	A	TO	BLK	STL	PTS	AVG
Team																						
Total		0	0		0-0	.000	0-0	.000	0-0	.000	0	0	0	0.0	0	0	0	0	0	0	0	0.0
Opponents		0	0		0-0	.000	0-0	.000	0-0	.000	0	0	0	0.0	0	0	0	0	0	0	0	0.0

Score by Periods

Team	1st	2nd	OT	TOT
IUPUI	0	0	0	0
Opponents	0	0	0	0

Losses (5 total)

No.	Player				Total		3-Point		F-Throw		Rebounds											
		GP-GS	MIN	AVG	FG-FGA	FG%	3FG-3FGA	3FG%	FT-FTA	FT%	OFF	DEF	TOT	AVG	PF	DQ	A	TO	BLK	STL	PTS	AVG
00	MAXWELL, B.J.	5-5	152:32	30.5	20-63	.317	7-28	.250	16-20	.800	6	22	28	5.6	13	0	2	7	5	3	63	12.6
5	MCCLURE, Nathan	5-5	122:11	24.4	11-28	.393	5-19	.263	2-3	.667	5	17	22	4.4	11	0	3	2	0	4	29	5.8
2	HARVEY, Bobby	5-0	105:02	21.0	9-26	.346	7-17	.412	2-2	1.000	3	13	16	3.2	9	0	5	2	0	0	27	5.4
23	ISITUA, Chuks	5-0	75:14	15.0	8-11	.727	0-0	.000	6-9	.667	1	7	8	1.6	12	0	1	6	4	1	22	4.4
1	PRUITT, KJ	5-5	124:42	24.9	7-17	.412	2-7	.286	4-6	.667	1	12	13	2.6	10	0	6	18	2	3	20	4.0
12	SEAY, Azariah	5-0	77:35	15.5	7-25	.280	1-13	.077	5-8	.625	7	3	10	2.0	8	0	3	6	0	0	20	4.0
4	LASTRAP, Bakari	5-0	74:27	14.9	10-24	.417	0-4	.000	0-4	.000	1	5	6	1.2	11	0	10	18	0	5	20	4.0
25	STANTON III, Boston	5-5	102:09	20.4	7-23	.304	4-12	.333	0-2	.000	0	15	15	3.0	5	0	12	13	1	1	18	3.6
10	DEPERSIA, Mike	4-0	73:40	18.4	4-10	.400	3-7	.429	2-6	.333	0	8	8	2.0	9	1	9	3	0	1	13	3.3
24	CARRASCO, Jonah	5-5	67:45	13.6	5-10	.500	0-0	.000	2-5	.400	8	10	18	3.6	11	0	0	3	3	0	12	2.4
33	PANDEV, Dimitar	5-0	24:43	4.9	3-5	.600	0-0	.000	0-0	.000	0	3	3	0.6	1	0	0	1	0	0	6	1.2
Team											13	8	21					6				
Total		5	1000		91-242	.376	29-107	.271	39-65	.600	45	123	168	33.6	100	1	51	85	15	18	250	50.0
Opponents		5	1000		95-246	.386	30-93	.323	84-122	.689	50	119	169	33.8	71	1	50	64	7	43	304	60.8

Home (0-0)

No.	Player				Total		3-Point		F-Throw		Rebounds											
		GP-GS	MIN	AVG	FG-FGA	FG%	3FG-3FGA	3FG%	FT-FTA	FT%	OFF	DEF	TOT	AVG	PF	DQ	A	TO	BLK	STL	PTS	AVG
Team																						
Total		0	0		0-0	.000	0-0	.000	0-0	.000	0	0	0	0.0	0	0	0	0	0	0	0	0.0
Opponents		0	0		0-0	.000	0-0	.000	0-0	.000	0	0	0	0.0	0	0	0	0	0	0	0	0.0

Score by Periods

Team	1st	2nd	OT	TOT
IUPUI	0	0	0	0
Opponents	0	0	0	0

Road/Neutral (0-5)

No.	Player				Total		3-Point		F-Throw		Rebounds											
		GP-GS	MIN	AVG	FG-FGA	FG%	3FG-3FGA	3FG%	FT-FTA	FT%	OFF	DEF	TOT	AVG	PF	DQ	A	TO	BLK	STL	PTS	AVG
00	MAXWELL, B.J.	5-5	152:32	30.5	20-63	.317	7-28	.250	16-20	.800	6	22	28	5.6	13	0	2	7	5	3	63	12.6
5	MCCLURE, Nathan	5-5	122:11	24.4	11-28	.393	5-19	.263	2-3	.667	5	17	22	4.4	11	0	3	2	0	4	29	5.8
2	HARVEY, Bobby	5-0	105:02	21.0	9-26	.346	7-17	.412	2-2	1.000	3	13	16	3.2	9	0	5	2	0	0	27	5.4
23	ISITUA, Chuks	5-0	75:14	15.0	8-11	.727	0-0	.000	6-9	.667	1	7	8	1.6	12	0	1	6	4	1	22	4.4
4	LASTRAP, Bakari	5-0	74:27	14.9	10-24	.417	0-4	.000	0-4	.000	1	5	6	1.2	11	0	10	18	0	5	20	4.0
1	PRUITT, KJ	5-5	124:42	24.9	7-17	.412	2-7	.286	4-6	.667	1	12	13	2.6	10	0	6	18	2	3	20	4.0
12	SEAY, Azariah	5-0	77:35	15.5	7-25	.280	1-13	.077	5-8	.625	7	3	10	2.0	8	0	3	6	0	0	20	4.0
25	STANTON III, Boston	5-5	102:09	20.4	7-23	.304	4-12	.333	0-2	.000	0	15	15	3.0	5	0	12	13	1	1	18	3.6
10	DEPERSIA, Mike	4-0	73:40	18.4	4-10	.400	3-7	.429	2-6	.333	0	8	8	2.0	9	1	9	3	0	1	13	3.3
24	CARRASCO, Jonah	5-5	67:45	13.6	5-10	.500	0-0	.000	2-5	.400	8	10	18	3.6	11	0	0	3	3	0	12	2.4
33	PANDEV, Dimitar	5-0	24:43	4.9	3-5	.600	0-0	.000	0-0	.000	0	3	3	0.6	1	0	0	1	0	0	6	1.2
Team											13	8	21					6				
Total		5	1000		91-242	.376	29-107	.271	39-65	.600	45	123	168	33.6	100	1	51	85	15	18	250	50.0
Opponents		5	1000		95-246	.386	30-93	.323	84-122	.689	50	119	169	33.8	71	1	50	64	7	43	304	60.8

2021-2022 IUPUI GAME HIGHS/LOWS

IUPUI - Game Highs

POINTS	59		vs A&M-Corpus Christi (N) (11/16/2021)
	57		at UTSA (11/17/2021)
	47		vs Denver (N) (11/15/2021)
	47		at Butler (11/09/2021)
	40		at Evansville (11/11/2021)
FIELD GOALS MADE	23		at UTSA (11/17/2021)
	18		vs A&M-Corpus Christi (N) (11/16/2021)
	18		at Butler (11/09/2021)
FIELD GOAL ATTEMPTS	52		vs Denver (N) (11/15/2021)
	48		at Evansville (11/11/2021)
	48		at Butler (11/09/2021)
FIELD GOAL PERCENTAGE	.489	(23-47)	at UTSA (11/17/2021)
	.383	(18-47)	vs A&M-Corpus Christi (N) (11/16/2021)
3 PT FG MADE	9		vs Denver (N) (11/15/2021)
	7		at UTSA (11/17/2021)
	7		vs A&M-Corpus Christi (N) (11/16/2021)
3 PT FG ATTEMPTS	27		vs Denver (N) (11/15/2021)
	25		vs A&M-Corpus Christi (N) (11/16/2021)
3 PT FG PERCENTAGE	.389	(7-18)	at UTSA (11/17/2021)
	.333	(9-27)	vs Denver (N) (11/15/2021)
FREE THROWS MADE	16		vs A&M-Corpus Christi (N) (11/16/2021)
	8		at Butler (11/09/2021)
FREE THROW ATTEMPTS	23		vs A&M-Corpus Christi (N) (11/16/2021)
	15		at Butler (11/09/2021)
FREE THROW PERCENTAGE	.696	(16-23)	vs A&M-Corpus Christi (N) (11/16/2021)
	.667	(6-9)	vs Denver (N) (11/15/2021)
REBOUNDS	41		vs A&M-Corpus Christi (N) (11/16/2021)
	38		vs Denver (N) (11/15/2021)
ASSISTS	13		at UTSA (11/17/2021)
	12		vs A&M-Corpus Christi (N) (11/16/2021)
	12		vs Denver (N) (11/15/2021)
STEALS	5		at Butler (11/09/2021)
	4		at UTSA (11/17/2021)
	4		at Evansville (11/11/2021)
BLOCKED SHOTS	6		at UTSA (11/17/2021)
	5		at Butler (11/09/2021)
TURNOVERS	25		vs A&M-Corpus Christi (N) (11/16/2021)
	21		vs Denver (N) (11/15/2021)
FOULS	24		vs A&M-Corpus Christi (N) (11/16/2021)
	23		vs Denver (N) (11/15/2021)

IUPUI - Game Lows

POINTS	40		at Evansville (11/11/2021)
	47		vs Denver (N) (11/15/2021)
	47		at Butler (11/09/2021)
	57		at UTSA (11/17/2021)
	59		vs A&M-Corpus Christi (N) (11/16/2021)
FIELD GOALS MADE	16		vs Denver (N) (11/15/2021)
	16		at Evansville (11/11/2021)
FIELD GOAL ATTEMPTS	47		at UTSA (11/17/2021)
	47		vs A&M-Corpus Christi (N) (11/16/2021)
FIELD GOAL PERCENTAGE	.308	(16-52)	vs Denver (N) (11/15/2021)
	.333	(16-48)	at Evansville (11/11/2021)
3 PT FG MADE	3		at Evansville (11/11/2021)
	3		at Butler (11/09/2021)
3 PT FG ATTEMPTS	14		at Evansville (11/11/2021)
	18		at UTSA (11/17/2021)
3 PT FG PERCENTAGE	.130	(3-23)	at Butler (11/09/2021)
	.214	(3-14)	at Evansville (11/11/2021)
FREE THROWS MADE	4		at UTSA (11/17/2021)
	5		at Evansville (11/11/2021)
FREE THROW ATTEMPTS	8		at UTSA (11/17/2021)
	9		vs Denver (N) (11/15/2021)
FREE THROW PERCENTAGE	.500	(5-10)	at Evansville (11/11/2021)
	.500	(4-8)	at UTSA (11/17/2021)
REBOUNDS	26		at Evansville (11/11/2021)
	26		at Butler (11/09/2021)
ASSISTS	7		at Evansville (11/11/2021)
	7		at Butler (11/09/2021)
STEALS	2		vs Denver (N) (11/15/2021)
	3		vs A&M-Corpus Christi (N) (11/16/2021)
BLOCKED SHOTS	0		vs Denver (N) (11/15/2021)
	1		at Evansville (11/11/2021)
TURNOVERS	9		at Butler (11/09/2021)
	15		at UTSA (11/17/2021)
	15		at Evansville (11/11/2021)
FOULS	14		at UTSA (11/17/2021)
	19		at Evansville (11/11/2021)

2021-2022 OPPONENT GAME HIGHS/LOWS

Opponent - Game Highs

POINTS	65		vs A&M-Corpus Christi (N) (11/16/2021)
	63		vs Denver (N) (11/15/2021)
	60		at UTSA (11/17/2021)
	60		at Evansville (11/11/2021)
	56		at Butler (11/09/2021)
FIELD GOALS MADE	21		at UTSA (11/17/2021)
	21		vs Denver (N) (11/15/2021)
FIELD GOAL ATTEMPTS	63		at UTSA (11/17/2021)
	55		vs A&M-Corpus Christi (N) (11/16/2021)
FIELD GOAL PERCENTAGE	.474	(18-38)	at Evansville (11/11/2021)
	.457	(21-46)	vs Denver (N) (11/15/2021)
3 PT FG MADE	8		vs Denver (N) (11/15/2021)
	7		at UTSA (11/17/2021)
	7		at Butler (11/09/2021)
3 PT FG ATTEMPTS	25		at Butler (11/09/2021)
	19		at UTSA (11/17/2021)
	19		at Evansville (11/11/2021)
3 PT FG PERCENTAGE	.500	(8-16)	vs Denver (N) (11/15/2021)
	.368	(7-19)	at UTSA (11/17/2021)
FREE THROWS MADE	23		vs A&M-Corpus Christi (N) (11/16/2021)
	19		at Butler (11/09/2021)
FREE THROW ATTEMPTS	35		vs A&M-Corpus Christi (N) (11/16/2021)
	24		vs Denver (N) (11/15/2021)
	24		at Evansville (11/11/2021)
FREE THROW PERCENTAGE	.826	(19-23)	at Butler (11/09/2021)
	.750	(18-24)	at Evansville (11/11/2021)
REBOUNDS	38		at Butler (11/09/2021)
	36		vs A&M-Corpus Christi (N) (11/16/2021)
ASSISTS	12		vs A&M-Corpus Christi (N) (11/16/2021)
	11		at UTSA (11/17/2021)
	11		at Butler (11/09/2021)
STEALS	12		vs A&M-Corpus Christi (N) (11/16/2021)
	12		at Evansville (11/11/2021)
BLOCKED SHOTS	3		vs Denver (N) (11/15/2021)
	2		at Evansville (11/11/2021)
TURNOVERS	15		vs A&M-Corpus Christi (N) (11/16/2021)
	14		at Butler (11/09/2021)
FOULS	24		vs A&M-Corpus Christi (N) (11/16/2021)
	14		at Butler (11/09/2021)

Opponent - Game Lows

POINTS	56		at Butler (11/09/2021)
	60		at UTSA (11/17/2021)
	60		at Evansville (11/11/2021)
	63		vs Denver (N) (11/15/2021)
	65		vs A&M-Corpus Christi (N) (11/16/2021)
FIELD GOALS MADE	15		at Butler (11/09/2021)
	18		at Evansville (11/11/2021)
FIELD GOAL ATTEMPTS	38		at Evansville (11/11/2021)
	44		at Butler (11/09/2021)
FIELD GOAL PERCENTAGE	.333	(21-63)	at UTSA (11/17/2021)
	.341	(15-44)	at Butler (11/09/2021)
3 PT FG MADE	2		vs A&M-Corpus Christi (N) (11/16/2021)
	6		at Evansville (11/11/2021)
3 PT FG ATTEMPTS	14		vs A&M-Corpus Christi (N) (11/16/2021)
	16		vs Denver (N) (11/15/2021)
3 PT FG PERCENTAGE	.143	(2-14)	vs A&M-Corpus Christi (N) (11/16/2021)
	.280	(7-25)	at Butler (11/09/2021)
FREE THROWS MADE	11		at UTSA (11/17/2021)
	13		vs Denver (N) (11/15/2021)
FREE THROW ATTEMPTS	16		at UTSA (11/17/2021)
	23		at Butler (11/09/2021)
FREE THROW PERCENTAGE	.542	(13-24)	vs Denver (N) (11/15/2021)
	.657	(23-35)	vs A&M-Corpus Christi (N) (11/16/2021)
REBOUNDS	29		vs Denver (N) (11/15/2021)
	33		at UTSA (11/17/2021)
	33		at Evansville (11/11/2021)
ASSISTS	7		at Evansville (11/11/2021)
	9		vs Denver (N) (11/15/2021)
STEALS	3		at Butler (11/09/2021)
	7		at UTSA (11/17/2021)
BLOCKED SHOTS	0		vs A&M-Corpus Christi (N) (11/16/2021)
	1		at UTSA (11/17/2021)
	1		at Butler (11/09/2021)
TURNOVERS	10		at UTSA (11/17/2021)
	12		vs Denver (N) (11/15/2021)
FOULS	10		at Evansville (11/11/2021)
	11		at UTSA (11/17/2021)



IUPUI Hall of Famer **Matt Crenshaw** was named the tenth head coach of the Jaguars' men's basketball program in April 2021. Crenshaw, the program's all-time leader in assists and longtime assistant coach, was selected following a national search, facilitated by an IUPUI campus-wide search committee and assisted by Parker Executive Search. He brings 15 years of collegiate coaching experience to the Jaguar program.

Before his return to IUPUI, Crenshaw spent three seasons as an assistant at Ball State, serving as the Cardinals' co-defensive coordinator. In addition, he was instrumental in BSU's guard development, recruiting efforts and advance scouting. Under his tutelage, Ball State boasted All-Mid-American Conference performers Tayler Persons, Ishmael El-Amin, K.J. Walton and 2019-20 MAC Freshman of the Year Jarron Coleman. In addition, Ball State had the MAC's best scoring defense during the 2019-2020 season and captured a West Division championship before the season was halted due to COVID-19.

Crenshaw previously spent 12 seasons on the IUPUI bench, including his final seven years as the program's associate head coach. He was on the IUPUI coaching staff when the Jaguars notched a 26-7 mark in 2007-2008, led by the program's first NBA Draft pick, George Hill. While at IUPUI, he coached 15 all-league performers, two all-district honorees, three Mid-Major All-Americans and one CoSIDA Academic All-American.

His time on the IUPUI sidelines spanned the tenures of three head coaches, starting with his college coach Ron Hunter. Crenshaw was instrumental in a pair of firsts - leading the Jaguars to their first NCAA Tournament as a player and helping the program to its first postseason victory as a coach.

That victory came in the 2010 College Basketball Invitational as part of a 25-win season in which IUPUI fell one win shy of tying the program's single-season record for victories. That season also included one of the Jaguars' two trips to the Summit League championship game during Crenshaw's time on the bench.

In May of 2013, Crenshaw was selected from a competitive field of talented assistant coaches and invited to participate in the NCAA's A.C.E (Achieving Coaching Excellence) Program. The professional development seminar provided an opportunity to focus on training and education in the areas of leadership, communication, campus relations, media, community involvement and program management. He was able to implement much of the training as he has excelled in academic oversight and been active on campus, both at IUPUI and Ball State. He's also helped spearhead community service initiatives in both Indianapolis and Muncie.

As a player, Crenshaw gained national acclaim in March 2003 when his last second jumper sent IUPUI to a thrilling win over Valparaiso in the Mid-Continent Conference championship game and the program's first-ever NCAA Tournament berth.

The Charlottesville, Va.-native capped his collegiate career with an outstanding senior season, earning Mid-Con Defensive Player of the Year honors and Honorable Mention All Mid-Con honors. The 6-foot-2 guard averaged 11.7 points, 5.6 assists



THE CRENSHAW FILE


Alma Mater:	IUPUI, '04
Seasons with IUPUI:	13th season overall; 1st as HC
Career Record:	0-5 (1st season)
IUPUI Record:	0-5 (1st season)
Coaching Experience:	2006-10, Asst. Coach, IUPUI 2010-18, Associate Head Coach, IUPUI 2018-21, Assistant Coach, Ball State 2021-present, Head Coach, IUPUI

and 4.4 rebounds per game as IUPUI went 21-11 overall. He shot 57.3 percent from the floor from his guard spot, while playing 36.3 minutes per game. He was a Preseason All Mid-Con selection prior to his senior season.

He finished his career ranked sixth in school history with 157 steals and led the Mid-Con as a junior and senior in assist-to-turnover ratio. He played in 123 career games, making 98 starts during his four years, totaling 923 points and 422 rebounds to accompany his school record 510 assists. He later had his No. 21 jersey retired by the program, becoming just the third former player to have his number retired to the IUPUI rafters.

After graduating from IUPUI in 2004, Crenshaw spent two years playing professionally both in the U.S. and overseas. He has played professionally in the ABA, Slovakia and Poland. While in Slovakia, he helped his squad to the Slovakian National Championship, while earning Playoff MVP honors. He was pegged by Eurobasket.com as the All-Slovakian League Import Player of the Year and First Team All-League before turning his attention to the coaching ranks.

PLAYER BIOS




B.J. MAXWELL

#00

Grad Student | Guard
6-5 | 200
Austin, Texas
LBJ (St. Edward's Univ.)

Birthdate: June 3, 1997 (age 24)
Major: Public Relations MA



KJ PRUITT

#1

Freshman | Guard
6-4 | 203
Lewisville, Texas
Sunrise Christian Academy

Birthdate: Sept. 8, 2000 (age 21)
Major: Sports Management

CAREER/SEASON HIGHS

CAREER HIGH	CATEGORY	SEASON HIGH
19 vs. Northwestern State (1/19/19)	PTS	14 - 3x
10 at UTSA (11/17/2021)	REB	10 at UTSA (11/17/2021)
5 vs. Northwestern State (1/19/19)	AST	2 at UTSA (11/17/2021)
6 - four times	FG	5 at UTSA (11/17/2021)
15 at UTSA (11/17/2021)	FGA	15 at UTSA (11/17/2021)
4 vs. Elon (11/22/18)	3FG	3 vs. Denver (11/15/2021)
7 - 4x	3FGA	7 - 3x
6 - twice	FT	6 vs. TAMUCC (11/16/2021)
6 - 3x	FTA	6 - twice
3 - three times	STL	1 - 3x
2 - 6x	BLK	2 - twice
38 at UC Riverside (11/24/18)	MIN	36 vs. TAMUCC (11/16/2021)

GAME-BY-GAME

Opponent	MIN	FG	3FG	FT	O-D-T	PF	A	TO	B	S	PTS
Anderson	21	6-9	1-3	0-0	0-1-1	3	0	0	0	0	13
at Butler*	27	4-11	2-7	4-6	0-6-6	2	0	0	2	1	14
at Evansville*	31	3-13	0-2	2-3	2-2-4	4	0	1	1	1	8
vs. Denver*	24	4-12	3-7	3-3	1-2-3	2	0	2	0	0	14
vs. TAMUCC*	36	4-12	0-5	6-6	1-4-5	3	0	4	0	1	14
at UTSA*	35	5-15	2-7	1-2	2-8-10	2	2	0	2	0	13
Spalding											
Detroit Mercy											
Oakland											
at Tenn. St.											
Chicgao St.											
Morehead St.											
Cleveland St.											
Purdue FW											
at Northern Ky.											
at Wright St.											
UIC											
at Green Bay											
at Milwaukee											
Wright St.											
Northern Ky.											
at Oakland											
at Detroit Mercy											
Y'town St.											
Robert Morris											
at Purdue FW											
at Cleveland St.											
at UIC											
at Robert Morris											
at Y'town St.											
Milwaukee											
Green Bay											
HL - 1st Rd.											
HL - 2nd Rd.											
HL Semis											
HL Finals											

* denotes starter

CAREER STATS

Season	GP-GS	MIN-Avg	FG	Pct.	3FG	Pct.	FT	Pct.
2015-16*			Did not play - redshirted					
2016-17*	17-0	179-10.5	23-47	.489	11-24	.458	1-1	1.000
2017-18*	31-2	308-9.9	43-92	.467	11-31	.355	9-16	.563
2018-19*	24-19	642-26.8	79-161	.491	34-84	.405	29-34	.853
2019-20**	2-2	27-13.5	1-10	.100	0-5	.000	0-0	.000
2020-21***	20-20	581-29.1	144-303	.475	40-109	.367	43-54	.796
2021-22	5-5	152-30.4	20-63	.317	7-28	.250	16-20	.800
TOTALS	5-5	152-30.4	20-63	.317	7-28	.250	16-20	.800

REBOUNDS

Season	O-D-REB-AVG.	PF-DQ	AST	TO	BLK	STL	PTS-PPG
2015-16*			Did not play - redshirted				
2016-17*	13-19-32-1.9	30-1	10	12	3	5	58-3.4
2017-18*	27-42-69-2.2	52-0	20	15	11	8	106-3.4
2018-19*	37-76-113-4.7	64-3	40	20	9	26	221-9.2
2019-20**	0-0-0-0.0	3-0	1	2	0	2	2-1.0
2020-21***	25-80-105-5.3	61-2	46	41	11	25	371-18.6
2021-22	6-22-28-5.6	13-0	2	7	5	3	63-12.6
TOTALS	6-22-28-5.6	13-0	2	7	5	3	63-12.6

* at Abilene Christian; ** at Detroit Mercy; *** at Saint Edward's University State I TOTALS only reflect IUPUI totals

CAREER/SEASON HIGHS

CAREER HIGH	CATEGORY	SEASON HIGH
5 - twice	PTS	5 - twice
7 vs. TAMUCC (11/16/2021)	REB	7 vs. TAMUCC (11/16/2021)
4 vs. TAMUCC (11/16/2021)	AST	4 vs. TAMUCC (11/16/2021)
2 - twice	FG	2 - twice
5 - twice	FGA	5 - twice
1 - twice	3FG	1 - twice
3 at UTSA (11/17/2021)	3FGA	3 at UTSA (11/17/2021)
2 - twice	FT	2 - twice
4 at Evansville (11/11/2021)	FTA	4 at Evansville (11/11/2021)
1 - 3x	STL	1 - 3x
2 at UTSA (11/17/2021)	BLK	2 at UTSA (11/17/2021)
30 at UTSA (11/17/2021)	MIN	30 at UTSA (11/17/2021)

GAME-BY-GAME

Opponent	MIN	FG	3FG	FT	O-D-T	PF	A	TO	B	S	PTS
Anderson	19	3-7	0-1	3-4	0-0-0	2	0	0	0	0	9
at Butler*	22	2-5	0-2	0-0	0-2-2	1	0	2	0	0	4
at Evansville*	26	1-2	0-0	2-4	0-0-0	1	0	3	0	1	4
vs. Denver*	19	1-3	0-1	0-0	0-1-1	3	1	5	0	0	2
vs. TAMUCC*	28	1-2	1-1	2-2	1-6-7	4	4	5	0	1	5
at UTSA*	30	2-5	1-3	0-0	0-3-3	1	1	3	2	1	5
Spalding											
Detroit Mercy											
Oakland											
at Tenn. St.											
Chicgao St.											
Morehead St.											
Cleveland St.											
Purdue FW											
at Northern Ky.											
at Wright St.											
UIC											
at Green Bay											
at Milwaukee											
Wright St.											
Northern Ky.											
at Oakland											
at Detroit Mercy											
Y'town St.											
Robert Morris											
at Purdue FW											
at Cleveland St.											
at UIC											
at Robert Morris											
at Y'town St.											
Milwaukee											
Green Bay											
HL - 1st Rd.											
HL - 2nd Rd.											
HL Semis											
HL Finals											

* denotes starter


CAREER STATS

Season	GP-GS	MIN-Avg	FG	Pct.	3FG	Pct.	FT	Pct.
2021-22	5-5	124-24.8	7-17	.412	2-7	.286	4-6	.667
TOTALS	5-5	124-24.8	7-17	.412	2-7	.286	4-6	.667

REBOUNDS

Season	O-D-REB-AVG.	PF-DQ	AST	TO	BLK	STL	PTS-PPG
2021-22	1-12-13-2.6	10-0	6	18	2	3	20-4.0
TOTALS	1-12-13-2.6	10-0	6	18	2	3	20-4.0

PLAYER BIOS



BOBBY HARVEY

#2

Senior | Guard
6-3 | 200
Chicago, Ill.
Hillcrest (Wabash Valley J.C.)

Birthdate: Nov. 20, 1999 (age 22)
Major: General Studies



BAKARI LaSTRAP

#4

Sophomore | Guard
6-0 | 170
Houston, Texas
The Woodlands Christian Academy

Birthdate: July 10, 2001 (age 20)
Major: Business

CAREER/SEASON HIGHS

CAREER HIGH	CATEGORY	SEASON HIGH
18 at Milwaukee (1/8/21)	PTS	3 at Evansville (11/11/2021)
6 vs. Denver (11/15/2021)	REB	6 vs. Denver (11/15/2021)
2 - twice	AST	2 at Butler (11/9/2021)
6 at Milwaukee (1/8/21)	FG	1 at Evansville (11/11/2021)
13 at Milwaukee (1/8/21)	FGA	5 at Butler (11/9/2021)
3 vs. Denver (11/15/2021)	3FG	3 vs. Denver (11/15/2021)
7 at Milwaukee (1/8/21)	3FGA	5 vs. Denver (11/15/2021)
4 at Milwaukee (1/8/21)	FT	2 vs. Denver (11/15/2021)
6 at Milwaukee (1/8/21)	FTA	2 vs. Denver (11/15/2021)
1 - 3x	STL	---
1 - twice	BLK	---
31 vs. Wright State (1/23/21)	MIN	27 vs. Denver (11/15/2021)

GAME-BY-GAME

Opponent	MIN	FG	3FG	FT	O-D-T	PF	A	TO	B	S	PTS
Anderson*	21	0-3	0-2	2-2	0-2-2	3	1	0	0	0	2
at Butler	17	0-5	0-3	0-0	0-1-1	3	2	0	0	0	0
at Evansville	19	1-2	1-2	0-0	1-2-3	1	1	1	0	0	3
vs. Denver	27	4-8	3-5	2-2	0-6-6	1	1	0	0	0	13
vs. TAMUCC	21	1-6	1-4	0-0	2-0-2	2	0	1	0	0	3
at UTSA	21	3-5	2-3	0-0	0-4-4	2	1	0	0	0	8
Spalding											
Detroit Mercy											
Oakland											
at Tenn. St.											
Chicgao St.											
Morehead St.											
Cleveland St.											
Purdue FW											
at Northern Ky.											
at Wright St.											
UIC											
at Green Bay											
at Milwaukee											
Wright St.											
Northern Ky.											
at Oakland											
at Detroit Mercy											
Y'town St.											
Robert Morris											
at Purdue FW											
at Cleveland St.											
at UIC											
at Robert Morris											
at Y'town St.											
Milwaukee											
Green Bay											
HL - 1st Rd.											
HL - 2nd Rd.											
HL Semis											
HL Finals											

* denotes starter

CAREER STATS

Season	GP-GS	MIN-Avg	FG	Pct.	3FG	Pct.	FT	Pct.
2020-21	14-4	255-18.2	27-71	.380	16-44	.364	8-15	.533
2021-22	5-0	106-21.2	9-26	.346	7-17	.412	2-2	1.000
TOTALS	19-4	361-19.0	36-97	.371	23-61	.377	10-17	.588

REBOUNDS

Season	O-D-REB-AVG.	PF-DQ	AST	TO	BLK	STL	PTS-PPG
2020-21	5-30-35-2.5	26-0	5	14	2	3	78-5.6
2021-22	3-13-16-3.2	9-0	5	2	0	0	27-5.4
TOTALS	8-43-51-2.7	35-0	10	16	2	3	105-5.5

CAREER/SEASON HIGHS

CAREER HIGH	CATEGORY	SEASON HIGH
10 vs. Wright State (1/22/21)	PTS	8 at Butler (11/9/2021)
5 - twice	REB	2 - twice
6 vs. Cleveland State (1/1/21)	AST	4 - twice
4 - twice	FG	4 at Butler (11/9/2021)
10 vs. Wright State (1/22/21)	FGA	7 - twice
1 - 3x	3FG	---
3 at Youngstown State (2/20/21)	3FGA	2 vs. Denver (11/15/2021)
3 - 3x	FT	---
6 at Youngstown State (2/19/21)	FTA	2 - twice
3 - 3x	STL	2 at Butler (11/9/2021)
---	BLK	---
36 at Youngstown State (2/20/21)	MIN	20 vs. Denver (11/15/2021)

GAME-BY-GAME

Opponent	MIN	FG	3FG	FT	O-D-T	PF	A	TO	B	S	PTS
Anderson*	17	2-7	0-1	0-0	0-1-1	1	4	1	0	1	4
at Butler	17	4-7	0-1	0-0	0-1-1	4	1	1	0	2	8
at Evansville	13	3-7	0-0	0-0	0-2-2	0	1	3	0	1	6
vs. Denver	20	0-5	0-2	0-0	1-1-2	4	4	6	0	1	0
vs. TAMUCC	4	0-1	0-1	0-2	0-0-0	2	0	5	0	0	0
at UTSA	19	3-4	0-0	0-2	0-1-1	1	4	3	0	1	6
Spalding											
Detroit Mercy											
Oakland											
at Tenn. St.											
Chicgao St.											
Morehead St.											
Cleveland St.											
Purdue FW											
at Northern Ky.											
at Wright St.											
UIC											
at Green Bay											
at Milwaukee											
Wright St.											
Northern Ky.											
at Oakland											
at Detroit Mercy											
Y'town St.											
Robert Morris											
at Purdue FW											
at Cleveland St.											
at UIC											
at Robert Morris											
at Y'town St.											
Milwaukee											
Green Bay											
HL - 1st Rd.											
HL - 2nd Rd.											
HL Semis											
HL Finals											

* denotes starter


CAREER STATS

Season	GP-GS	MIN-Avg	FG	Pct.	3FG	Pct.	FT	Pct.
2020-21	18-1	235-13.1	16-56	.286	3-13	.231	16-25	.640
2021-22	5-0	74-14.8	10-24	.417	0-4	.000	0-4	.000
TOTALS	23-1	309-13.4	26-80	.325	3-17	.176	16-29	.552

REBOUNDS

Season	O-D-REB-AVG.	PF-DQ	AST	TO	BLK	STL	PTS-PPG
2020-21	8-17-25-1.4	27-0	24	22	0	13	51-2.8
2021-22	1-5-6-1.2	11-0	10	18	0	5	20-4.0
TOTALS	9-22-31-1.3	38-0	34	40	0	18	71-3.1

PLAYER BIOS



NATHANMcCLURE

#5

Junior | Guard
6-4 | 175
Houston, Texas
Concordia Lutheran (State Fair C.C.)

Birthdate: Feb. 18, 2000 (age 21)
Major: General Studies

CAREER/SEASON HIGHS

CAREER HIGH	CATEGORY	SEASON HIGH
16 at Youngstown St. (2/20/21)	PTS	10 vs. TAMUCC (11/16/2021)
7 vs. TAMUCC (11/16/2021)	REB	7 vs. TAMUCC (11/16/2021)
3 vs. Wright State (1/22/21)	AST	2 vs. TAMUCC (11/16/2021)
4 vs. UIC (2/13/21)	FG	3 - twice
7 - 4x	FGA	7 - twice
3 at Green Bay (2/5/21)	3FG	2 vs. TAMUCC (11/16/2021)
6 vs. TAMUCC (11/16/2021)	3FGA	6 vs. TAMUCC (11/16/2021)
8 at Youngstown State (2/20/21)	FT	2 vs. TAMUCC (11/16/2021)
8 at Youngstown State (2/20/21)	FTA	2 vs. TAMUCC (11/16/2021)
3 at Northern Kentucky (1/15/21)	STL	1 - 4x
1 - 4x	BLK	---
34 at Green Bay (2/6/21)	MIN	29 at Evansville (11/11/2021)

GAME-BY-GAME


Opponent	MIN	FG	3FG	FT	O-D-T	PF	A	TO	B	S	PTS
Anderson	18	1-1	1-1	0-2	2-7-9	2	2	0	0	0	3
at Butler*	20	1-4	0-3	0-1	1-4-5	1	0	0	0	1	2
at Evansville*	29	2-6	1-3	0-0	0-3-3	3	1	0	0	0	5
vs. Denver*	24	3-7	1-4	0-0	2-3-5	3	0	0	0	1	7
vs. TAMUCC*	26	3-7	2-6	2-2	1-6-7	2	2	2	0	1	10
at UTSA*	22	2-4	1-3	0-0	1-1-2	2	0	0	0	1	5
Spalding											
Detroit Mercy											
Oakland											
at Tenn. St.											
Chicgao St.											
Morehead St.											
Cleveland St.											
Purdue FW											
at Northern Ky.											
at Wright St.											
UIC											
at Green Bay											
at Milwaukee											
Wright St.											
Northern Ky.											
at Oakland											
at Detroit Mercy											
Y'town St.											
Robert Morris											
at Purdue FW											
at Cleveland St.											
at UIC											
at Robert Morris											
at Y'town St.											
Milwaukee											
Green Bay											
HL - 1st Rd.											
HL - 2nd Rd.											
HL Semis											
HL Finals											

* denotes starter

CAREER STATS

Season	GP-GS	MIN-Avg	FG	Pct.	3FG	Pct.	FT	Pct.
2020-21	18-13	389-21.6	25-64	.391	13-38	.342	17-23	.739
2021-22	5-5	121-24.2	11-28	.393	5-19	.263	2-3	.667
TOTALS	23-18	510-22.2	36-92	.391	18-57	.316	19-26	.731

Season	O-D-REB-AVG.	PF-DQ	AST	TO	BLK	STL	PTS-PPG
2020-21	24-29-53-2.9	37-0	17	19	4	14	80-4.4
2021-22	5-17-22-4.4	11-0	3	2	0	4	29-5.8
TOTALS	29-46-75-3.3	48-0	20	21	4	18	109-4.7



MIKEDePERSIA

#10

Junior | Guard
5-11 | 175
Cherry Hill, N.J.
Haddonfield Memorial

Birthdate: Apr. 30, 2000 (age 21)
Major: Finance

CAREER/SEASON HIGHS

CAREER HIGH	CATEGORY	SEASON HIGH
13 at Youngstown State (2/19/21)	PTS	7 vs. TAMUCC (11/16/2021)
9 vs. UIC (2/13/21)	REB	3 vs. TAMUCC (11/16/2021)
14 vs. UIC (2/12/21)	AST	3 - twice
5 at Youngstown State (2/19/21)	FG	2 vs. TAMUCC (11/16/2021)
7 - 3x	FGA	4 - twice
1 - 12x	3FG	2 vs. TAMUCC (11/16/2021)
4 at Green Bay (2/6/21)	3FGA	4 vs. TAMUCC (11/16/2021)
6 vs. Wright State (1/10/20)	FT	1 - twice
10 vs. Wright State (1/10/20)	FTA	2 - 3x
3 - 5x	STL	1 at Evansville (11/11/2021)
1 - twice	BLK	---
38 - 3x	MIN	23 vs. TAMUCC (11/16/2021)

GAME-BY-GAME

Opponent	MIN	FG	3FG	FT	O-D-T	PF	A	TO	B	S	PTS
Anderson*	17	2-3	0-0	2-3	0-1-1	1	2	1	0	1	6
at Butler	16	0-0	0-0	0-2	0-1-1	1	1	0	0	0	0
at Evansville	19	1-2	0-0	0-0	0-2-2	5	3	1	0	1	2
vs. Denver	17	1-4	1-3	1-2	0-2-2	1	3	1	0	0	4
vs. TAMUCC	23	2-4	2-4	1-2	0-3-3	2	2	1	0	0	7
at UTSA					did not play						
Spalding											
Detroit Mercy											
Oakland											
at Tenn. St.											
Chicgao St.											
Morehead St.											
Cleveland St.											
Purdue FW											
at Northern Ky.											
at Wright St.											
UIC											
at Green Bay											
at Milwaukee											
Wright St.											
Northern Ky.											
at Oakland											
at Detroit Mercy											
Y'town St.											
Robert Morris											
at Purdue FW											
at Cleveland St.											
at UIC											
at Robert Morris											
at Y'town St.											
Milwaukee											
Green Bay											
HL - 1st Rd.											
HL - 2nd Rd.											
HL Semis											
HL Finals											

* denotes starter

CAREER STATS

Season	GP-GS	MIN-Avg	FG	Pct.	3FG	Pct.	FT	Pct.
2019-20	32-10	701-21.9	28-82	.341	4-34	.118	22-41	.537
2020-21	18-18	536-29.8	32-72	.444	8-27	.296	18-28	.643
2021-22	4-0	73-18.3	4-10	.400	3-7	.429	2-6	.333
TOTALS	54-28	1310-24.3	64-164	.390	15-68	.221	42-75	.560

Season	O-D-REB-AVG.	PF-DQ	AST	TO	BLK	STL	PTS-PPG
2019-20	22-48-70-2.2	60-1	85	42	0	33	82-2.6
2020-21	10-51-61-3.4	48-2	71	19	2	22	90-5.0
2021-22	0-8-8-2.0	9-1	9	3	0	1	13-3.3
TOTALS	32-107-139-2.6	117-4	165	64	2	56	185-3.4

PLAYER BIOS



AZARIAH SEAY
(AZ-uh-rye-uh) (SAY)

#12

Senior | Guard
6-4 | 195
Montgomery, Ala.
Robert E. Lee (Blinn College)

Birthdate: Dec. 18, 1999 (age 21)
Major: General Studies

CAREER/SEASON HIGHS

CAREER HIGH	CATEGORY	SEASON HIGH
14 - twice	PTS	9 vs. TAMUCC (11/16/2021)
4 at Butler (11/9/2021)	REB	4 at Butler (11/9/2021)
4 vs. Birmingham-Southern (11/14/18)	AST	2 vs. TAMUCC (11/16/2021)
6 vs. Cleveland State (1/2/21)	FG	3 vs. TAMUCC (11/16/2021)
12 at Youngstown State (2/19/21)	FGA	8 - twice
3 at Akron (11/28/18)	3FG	1 vs. Denver (11/15/2021)
5 - twice	3FGA	4 at Butler (11/9/2021)
3 vs. TAMUCC (11/16/2021)	FT	3 vs. TAMUCC (11/16/2021)
6 vs. TAMUCC (11/16/2021)	FTA	6 vs. TAMUCC (11/16/2021)
2 - 3x	STL	---
1 vs. Birmingham-Southern (11/14/18)	BLK	---
25 - twice	MIN	23 vs. Denver (11/15/2021)

GAME-BY-GAME

Opponent	MIN	FG	3FG	FT	O-D-T	PF	A	TO	B	S	PTS
Anderson*	19	8-11	4-5	0-0	1-1-2	3	0	1	0	1	20
at Butler	20	2-8	0-4	2-2	2-2-4	3	0	1	0	0	6
at Evansville	12	0-3	0-3	0-0	0-1-1	1	0	2	0	0	0
vs. Denver	23	2-6	1-3	0-0	2-0-2	2	0	0	0	0	5
vs. TAMUCC	19	3-8	0-3	3-6	2-0-2	1	2	2	0	0	9
at UTSA	5	0-0	0-0	0-0	1-0-1	1	1	1	0	0	0
Spalding											
Detroit Mercy											
Oakland											
at Tenn. St.											
Chicgao St.											
Morehead St.											
Cleveland St.											
Purdue FW											
at Northern Ky.											
at Wright St.											
UIC											
at Green Bay											
at Milwaukee											
Wright St.											
Northern Ky.											
at Oakland											
at Detroit Mercy											
Y'town St.											
Robert Morris											
at Purdue FW											
at Cleveland St.											
at UIC											
at Robert Morris											
at Y'town St.											
Milwaukee											
Green Bay											
HL - 1st Rd.											
HL - 2nd Rd.											
HL Semis											
HL Finals											

* denotes starter

CAREER STATS

Season	GP-GS	MIN-Avg	FG	Pct.	3FG	Pct.	FT	Pct.
2018-19*	19-0	127-6.7	12-41	.293	6-24	.250	4-7	.571
2020-21	18-2	250-13.9	40-103	.388	15-49	.306	7-11	.636
2021-22	5-0	79-15.8	7-25	.280	1-13	.077	5-8	.625
TOTALS	23-2	329-14.3	47-128	.367	16-62	.258	12-19	.632

REBOUNDS

Season	O-D-REB-AVG.	PF-DQ	AST	TO	BLK	STL	PTS-PPG
2018-19*	8-9-7-0.9	21-0	8	7	1	6	34-1.8
2020-21	6-20-26-1.4	33-1	13	18	0	8	102-5.7
2021-22	7-3-10-2.0	8-0	3	6	0	0	20-4.0
TOTALS	13-23-36-1.6	41-1	16	24	0	8	122-5.3

*at Alabama State / TOTALS only reflect IUPUI totals



CHUKIS SITUA
(CHOOKS) (ee-see-TOO-uh)

#23

Freshman | Forward/Center
6-11 | 220
Lagos, Nigeria
Jack Yates [Texas]

Birthdate: Nov. 7, 2001 (age 20)
Major: Organizational Leadership

CAREER/SEASON HIGHS

CAREER HIGH	CATEGORY	SEASON HIGH
10 at UTSA (11/17/2021)	PTS	10 at UTSA (11/17/2021)
3 at UTSA (11/17/2021)	REB	3 at UTSA (11/17/2021)
1 at UTSA (11/17/2021)	AST	1 at UTSA (11/17/2021)
4 at UTSA (11/17/2021)	FG	4 at UTSA (11/17/2021)
4 at UTSA (11/17/2021)	FGA	4 at UTSA (11/17/2021)
---	3FG	---
---	3FGA	---
2 - 3x	FT	2 - 3x
3 vs. TAMUCC (11/16/2021)	FTA	3 vs. TAMUCC (11/16/2021)
1 at UTSA (11/17/2021)	STL	1 at UTSA (11/17/2021)
2 - twice	BLK	2 - twice
24 at UTSA (11/17/2021)	MIN	24 at UTSA (11/17/2021)

GAME-BY-GAME

Opponent	MIN	FG	3FG	FT	O-D-T	PF	A	TO	B	S	PTS
Anderson*	16	2-3	0-0	3-4	1-4-5	1	0	1	0	0	7
at Butler	18	1-1	0-0	2-2	0-0-0	2	0	2	2	0	4
at Evansville	13	1-2	0-0	0-2	0-1-1	1	0	2	0	0	2
vs. Denver	7	0-1	0-0	0-0	0-2-2	4	0	1	0	0	0
vs. TAMUCC	13	2-3	0-0	2-3	0-2-2	4	0	0	0	0	6
at UTSA	24	4-4	0-0	2-2	1-2-3	1	1	1	2	1	10
Spalding											
Detroit Mercy											
Oakland											
at Tenn. St.											
Chicgao St.											
Morehead St.											
Cleveland St.											
Purdue FW											
at Northern Ky.											
at Wright St.											
UIC											
at Green Bay											
at Milwaukee											
Wright St.											
Northern Ky.											
at Oakland											
at Detroit Mercy											
Y'town St.											
Robert Morris											
at Purdue FW											
at Cleveland St.											
at UIC											
at Robert Morris											
at Y'town St.											
Milwaukee											
Green Bay											
HL - 1st Rd.											
HL - 2nd Rd.											
HL Semis											
HL Finals											

* denotes starter

CAREER STATS

Season	GP-GS	MIN-Avg	FG	Pct.	3FG	Pct.	FT	Pct.
2021-22	5-0	76-15.2	8-11	.727	0-0	.000	6-9	.667
TOTALS	5-0	76-15.2	8-11	.727	0-0	.000	6-9	.667

REBOUNDS

Season	O-D-REB-AVG.	PF-DQ	AST	TO	BLK	STL	PTS-PPG
2021-22	1-7-8-1.6	12-0	1	6	4	1	22-4.4
TOTALS	1-7-8-1.6	12-0	1	6	4	1	22-4.4

PLAYER BIOS



JONAH CARRASCO (cuh-RASS-ko) **#24**

Senior | Forward
6-9 | 220
Wichita, Kan.
Wichita North (Otero J.C.)

Birthdate: Jan. 19, 1999 (age 22)
Major: General Studies

CAREER/SEASON HIGHS

CAREER HIGH	CATEGORY	SEASON HIGH
7 at Evansville (11/11/2021)	PTS	7 at Evansville (11/11/2021)
7 at UTSA (11/17/2021)	REB	7 at UTSA (11/17/2021)
---	AST	---
3 at Evansville (11/11/2021)	FG	3 at Evansville (11/11/2021)
4 at Evansville (11/11/2021)	FGA	4 at Evansville (11/11/2021)
---	3FG	---
---	3FGA	---
1 - twice	FT	1 - twice
2 - twice	FTA	2 - twice
1 at Youngstown State (2/19/21)	STL	---
2 vs. TAMUCC (11/16/2021)	BLK	2 vs. TAMUCC (11/16/2021)
17 - twice	MIN	17 - twice

GAME-BY-GAME

Opponent	MIN	FG	3FG	FT	O-D-T	PF	A	TO	B	S	PTS
Anderson	12	1-7	0-0	0-0	2-2-4	1	0	0	0	0	2
at Butler*	17	1-2	0-0	0-2	0-0-0	3	0	0	1	0	2
at Evansville*	13	3-4	0-0	1-1	0-1-1	2	0	0	0	0	7
vs. Denver*	17	0-1	0-0	0-0	3-3-6	2	0	3	0	0	0
vs. TAMUCC*	6	0-1	0-0	0-0	1-3-4	3	0	0	2	0	0
at UTSA*	15	1-2	0-0	1-2	4-3-7	1	0	0	0	0	3
Spalding											
Detroit Mercy											
Oakland											
at Tenn. St.											
Chicgao St.											
Morehead St.											
Cleveland St.											
Purdue FW											
at Northern Ky.											
at Wright St.											
UIC											
at Green Bay											
at Milwaukee											
Wright St.											
Northern Ky.											
at Oakland											
at Detroit Mercy											
Y'town St.											
Robert Morris											
at Purdue FW											
at Cleveland St.											
at UIC											
at Robert Morris											
at Y'town St.											
Milwaukee											
Green Bay											
HL - 1st Rd.											
HL - 2nd Rd.											
HL Semis											
HL Finals											


* denotes starter

CAREER STATS

Season	GP-GS	MIN-Avg	FG	Pct.	3FG	Pct.	FT	Pct.
2020-21	14-0	50-3.6	2-4	.500	0-0	.000	0-1	.000
2021-22	5-5	67-13.4	5-10	.500	0-0	.000	2-5	.400
TOTALS	19-5	117-6.2	7-14	.500	0-0	.000	2-6	.333

REBOUNDS

Season	O-D-REB-AVG.	PF-DQ	AST	TO	BLK	STL	PTS-PPG
2020-21	2-3-5-0.4	10-0	0	6	3	1	4-0.3
2021-22	8-10-18-3.6	11-0	0	3	3	0	12-4.5
TOTALS	10-13-23-1.2	21-0	0	9	6	1	16-0.8



BOSTON STANTON III **#25**

Freshman | Guard
6-5 | 190
Denver, Colorado
Denver East

Birthdate: Mar. 19, 2003 (age 18)
Major: Psychology

CAREER/SEASON HIGHS

CAREER HIGH	CATEGORY	SEASON HIGH
5 - twice	PTS	5 - twice
5 vs. Denver (11/15/2021)	REB	5 vs. Denver (11/15/2021)
3 - 3x	AST	3 - 3x
2 - twice	FG	2 - twice
7 at UTSA (11/17/2021)	FGA	7 at UTSA (11/17/2021)
1 - 4x	3FG	1 - 4x
4 at Evansville (11/11/2021)	3FGA	4 at Evansville (11/11/2021)
---	FT	---
2 vs. Denver (11/15/2021)	FTA	2 vs. Denver (11/15/2021)
1 at Butler (11/9/2021)	STL	1 at Butler (11/9/2021)
1 vs. TAMUCC (11/16/2021)	BLK	1 vs. TAMUCC (11/16/2021)
28 at UTSA (11/17/2021)	MIN	28 at UTSA (11/17/2021)

GAME-BY-GAME

Opponent	MIN	FG	3FG	FT	O-D-T	PF	A	TO	B	S	PTS
Anderson	23	0-5	0-1	2-3	0-5-5	1	7	2	0	0	2
at Butler*	23	2-4	1-3	0-0	0-1-1	0	3	1	0	1	5
at Evansville*	21	1-6	1-4	0-0	0-3-3	1	1	2	0	0	3
vs. Denver*	18	1-5	0-2	0-2	0-5-5	1	3	2	0	0	2
vs. TAMUCC*	12	1-1	1-1	0-0	0-3-3	1	2	4	1	0	3
at UTSA*	28	2-7	1-2	0-0	0-3-3	2	3	4	0	0	5
Spalding											
Detroit Mercy											
Oakland											
at Tenn. St.											
Chicgao St.											
Morehead St.											
Cleveland St.											
Purdue FW											
at Northern Ky.											
at Wright St.											
UIC											
at Green Bay											
at Milwaukee											
Wright St.											
Northern Ky.											
at Oakland											
at Detroit Mercy											
Y'town St.											
Robert Morris											
at Purdue FW											
at Cleveland St.											
at UIC											
at Robert Morris											
at Y'town St.											
Milwaukee											
Green Bay											
HL - 1st Rd.											
HL - 2nd Rd.											
HL Semis											
HL Finals											

* denotes starter

CAREER STATS

Season	GP-GS	MIN-Avg	FG	Pct.	3FG	Pct.	FT	Pct.
2021-22	5-5	104-20.8	7-23	.304	4-12	.333	0-2	.000
TOTALS	5-5	104-20.8	7-23	.304	4-12	.333	0-2	.000

REBOUNDS

Season	O-D-REB-AVG.	PF-DQ	AST	TO	BLK	STL	PTS-PPG
2021-22	0-15-15-3.0	5-0	12	13	1	1	18-3.6
TOTALS	0-15-15-3.0	5-0	12	13	1	1	18-3.6

PLAYER BIOS



DIMITAR PANDEV

(DIM-ee-tar) (PAN-dev)

#33

Senior | Forward

6-10 | 225

Strumica, Macedonia

The Skill Factory (Clarendon College)

Birthdate: Oct. 9, 1997 (age 24)

Major: General Studies

CAREER/SEASON HIGHS

CAREER HIGH	CATEGORY	SEASON HIGH
5 vs. Tennessee State (12/12/20)	PTS	2 - 3x
6 vs. Cleveland State (1/1/21)	REB	2 vs. TAMUCC (11/16/2021)
3 vs. Cleveland State (1/1/21)	AST	---
2 vs. Tennessee State (12/12/20)	FG	1 - 3x
7 vs. Tennessee State (12/12/20)	FGA	2 vs. TAMUCC (11/16/2021)
1 - twice	3FG	---
3 vs. Cleveland State (1/1/21)	3FGA	---
1 at Milwaukee (1/8/21)	FT	---
2 vs. Cleveland State (1/1/21)	FTA	---
1 vs. Cleveland State (1/2/21)	STL	---
1 vs. Cleveland State (1/2/21)	BLK	---
16 vs. Cleveland State (1/2/21)	MIN	12 vs. TAMUCC (11/16/2021)

GAME-BY-GAME

Opponent	MIN	FG	3FG	FT	O-D-T	PF	A	TO	B	S	PTS
Anderson	11	2-2	0-0	0-0	2-5-7	2	0	1	0	0	4
at Butler	3	1-1	0-0	0-0	0-0-0	0	0	0	0	0	2
at Evansville	4	0-1	0-0	0-0	0-1-1	0	0	0	0	0	0
vs. Denver	4	0-0	0-0	0-0	0-0-0	0	0	1	0	0	0
vs. TAMUCC	12	1-2	0-0	0-0	0-2-2	0	0	0	0	0	2
at UTSA	1	1-1	0-0	0-0	0-0-0	1	0	0	0	0	2
Spalding											
Detroit Mercy											
Oakland											
at Tenn. St.											
Chicgo St.											
Morehead St.											
Cleveland St.											
Purdue FW											
at Northern Ky.											
at Wright St.											
UIC											
at Green Bay											
at Milwaukee											
Wright St.											
Northern Ky.											
at Oakland											
at Detroit Mercy											
Y'town St.											
Robert Morris											
at Purdue FW											
at Cleveland St.											
at UIC											
at Robert Morris											
at Y'town St.											
Milwaukee											
Green Bay											
HL - 1st Rd.											
HL - 2nd Rd.											
HL Semis											
HL Finals											
* denotes starter											


CAREER STATS

Season	GP-GS	MIN-Avg	FG	Pct.	3FG	Pct.	FT	Pct.
2020-21	7-3	60-8.6	4-17	.235	2-8	.250	1-3	.333
2021-22	5-0	24-4.8	3-5	.600	0-0	.000	0-0	.000
TOTALS	12-3	84-7.0	7-22	.318	2-8	.250	1-3	.333

REBOUNDS

Season	O-D-REB-AVG.	PF-DQ	AST	TO	BLK	STL	PTS-PPG
2020-21	5-8-13-1.9	5-0	4	4	1	1	11-1.6
2021-22	0-3-3-0.6	1-0	0	1	0	0	6-1.2
TOTALS	5-11-16-1.3	6-0	4	5	1	1	17-1.4

2021-2022 REDSHIRTS



ZACH GUNN

Grad Student | Forward

6-6 | 210

Fishers, Ind.

Hamilton Southeastern (Ball State)

Birthdate: Nov. 6, 1998 (age 23)

Major: Organizational Leadership MS

#15

CAREER/SEASON HIGHS

CAREER HIGH	CATEGORY	SEASON HIGH
17 vs. Tiffin (11/27/18)	PTS	
9 at Buffalo (1/29/19)	REB	
4 vs. Toledo (2/17/18)	AST	
5 - 3x	FG	
13 vs. Kent State (3/8/18)	FGA	
5 vs. Kent State (3/8/18)	3FG	
11 vs. Kent State (3/8/18)	3FGA	
5 - twice	FT	
6 - twice	FTA	
1 - 11x	STL	
3 at Bucknell (11/22/17)	BLK	
28 vs. Kent State (2/2/19)	MIN	


CAREER STATS

Season	GP-GS	MIN-Avg	FG	Pct.	3FG	Pct.	FT	Pct.
2017-18*	25-0	359-14.4	40-110	.364	23-72	.319	21-27	.778
2018-19*	27-0	386-14.3	44-110	.400	34-95	.358	23-28	.821
2019-20*	Did not play - redshirted							
2020-21*	17-3	176-10.4	20-46	.435	14-35	.400	4-5	.800
TOTALS	0-0	0-0.0	0-0	.000	0-0	.000	0-0	.000

REBOUNDS

Season	O-D-REB-AVG.	PF-DQ	AST	TO	BLK	STL	PTS-PPG
2017-18*	12-58-70-2.8	53-3	18	24	9	5	124-5.0
2018-19*	10-67-77-2.9	50-3	11	9	2	4	145-5.4
2019-20*	Did not play - redshirted						
2020-21*	7-30-37-2.2	30-1	7	6	2	2	58-3.4
TOTALS	0-0-0-0.0	0-0	0	0	0	0	0-0.0

*at Ball State | TOTALS only reflect IUPUI totals



KALEB EDWARDS

Freshman | Guard

6-3 | 175


Fishers, Ind.

Guerin Catholic

Birthdate: May 22, 2003 (age 18)

Major: Business

#11



DEREK PETERSEN

R-Freshman | Guard

6-2 | 175

Greenwood, Ind.

Greenwood Christian (Hope College)

Birthdate: May 21, 2001 (age 20)

Major: Computer Engineering

#20

2022-2023 SIGNEES



KHARYE CAYNE

Junior | Forward
6-10
Raleigh, N.C.
USC Salkehatchie

QUICK NOTES

- Averaged 7.6 points, 8.8 rebounds and 4.5 blocked shots per game as a red-shirt freshman at USC Salkehatchie while shooting 61 percent from the floor and 46 percent from three-point range
- Was invited to the All-American JUCO Showcase in July 2021
- Redshirted as a true freshman at Hutchinson J.C. in 2019-20




COOPER DEWITT

Junior | Guard
6-6
Pasco, Wash.
North Idaho College

QUICK NOTES

- Averaged 8.8 points, 4.5 rebounds and 4.3 assists per game as a freshman at North Idaho College while shooting 50 percent overall and 41.2 percent from three in 2020-21
- Named Mid-Columbia Conference Player of the Year and Defensive Player of the Year as a senior at Chiawana (Wash.) High School after averaging 14 points and 6 assists per game




DAYLAN HAMILTON

Junior | Guard
6-3
Houston, Texas
Triton College

QUICK NOTES

- Played the 2020-21 season at Western Michigan where he averaged 3.0 points and 0.9 rebounds per game in 15 appearances
- Averaged 26 points per game as a senior at Klein Forest (Texas) High School, earning Texas Association of Basketball Coaches' Class 6A First Team All-State honors
- Named the District 15-6A Most Valuable Player and All-Region honoree




AMHAD JARRARD

Freshman | Guard
6-5
Indianapolis, Ind.
Mt. Vernon H.S.

QUICK NOTES

- 2021 Hancock County Player of the Year and two-time Hoosier Heritage Conference honoree
- Was an honorable mention underclass All-State selection
- Averaged 12.9 points, 3.5 rebounds and 2.6 assists per game as a junior while shooting 55 percent from the floor
- Averaged 10.7 points, 4.7 rebounds and 3.4 assists per game his sophomore season



ARMON JARRARD

Freshman | Guard
6-3
Indianapolis, Ind.
Mt. Vernon H.S.

QUICK NOTES

- Named First Team All-Hancock County as a junior and underclass All-State
- Averaged 12.8 points, 4.0 rebounds, 2.3 assists and 2.2 steals per game as a junior while knocking down 42 percent from three-point range
- He and his twin brother helped Mt. Vernon to a 17-7 mark as juniors and a sectional title

FORMER JAGUARS IN THE PROS

George Hill - Milwaukee Bucks (NBA)

- averaging 7.8 ppg, 3.7 rpg and 2.9 apg this season
- 14th season in the NBA
- averages 11.0 ppg, 3.1 rpg and 3.2 apg for his career (831 games)

Elyjah Goss - Borås Basket (Sweden)

- averaging 6.3 ppg and 6.1 rpg in his first season
- Borås Basket (6-4) is ranked No. 4 in the Sweden Basketligan

Marcus Burk - Grand Rapids Gold (NBA G League)

- averaging 7.8 ppg and shooting 53.3% from 3 in his rookie season
- has helped Grand Rapids to a 3-2 mark to start the year

Alex Young - Al Sharjah (UAE ULB)

Robert Glenn - Metros (Dominican Republic LNB)

D.J. McCall - Albacete (Spanish LEB Silver)

Kellon Thomas - Columbus Condors (TBL)



LAST FOUR BOX SCORES

GAME #2 • EVANSVILLE 60, IUPUI 40 (EVANSVILLE, IND. - FORD CENTER)

IUPUI - 40														
Record: 0-2														
NO. Name	Min	FG	3P	FT	Rebounds	Fouls	TP	AS	TO	ST	Blocks	BS	BA	+/-
24 Jonah Carrasco	F 12:38	3-4	0-0	1-1	0 1 1	2 1	7	0	0	0	0	0	0	-4
00 B.J. Maxwell	G 30:42	3-13	0-2	2-3	2 2 4	4 2	8	0	1	1	1	0	0	-23
1 KJ Pruitt	G 26:09	1-2	0-0	2-4	0 0 0	1 3	4	0	3	1	0	1	0	-7
5 Nathan McClure	G 29:17	2-6	1-3	0-0	3 3 3	3 1	5	1	0	0	0	0	0	-4
25 Boston Stanton III	G 21:15	1-6	1-4	0-0	0 3 3	1 0	3	1	2	0	0	0	0	-22
10 Mike DePersia	18:43	1-2	0-0	0-0	2 2 5	1 0	2	3	1	1	0	0	0	-1
4 Bakari LaStrap	13:29	3-7	0-0	0-0	2 2 2	1 1	6	1	3	1	0	1	0	-3
12 Azariah Seay	11:41	0-3	0-0	0-0	1 1 1	1 1	0	0	2	0	0	0	0	-19
23 Chuks Isitua	13:14	1-2	0-0	0-2	0 1 1	1 1	2	0	2	0	0	0	0	-8
2 Bobby Harvey	18:47	1-2	1-2	0-0	1 2 3	1 0	3	1	1	0	0	0	0	-5
33 Dimitar Pandev	04:05	0-1	0-0	0-0	0 1 1	0 0	0	0	0	0	0	0	0	-6
Team					3 2 5		0		0					
Totals		16-48	3-14	5-10	6 20 26	19 10	40	7	15	4	1	2	0	-20

Technical Fouls:NONE

Evansville - 60														
Record: 1-1														
NO. Name	Min	FG	3P	FT	Rebounds	Fouls	TP	AS	TO	ST	Blocks	BS	BA	+/-
10 Evan Kuhlman	F 28:30	4-7	3-5	2-2	0 4 4	2 1	13	2	1	2	1	0	0	17
31 Iyen Enaruna	F 17:03	2-2	0-0	1-2	0 1 1	0 2	5	0	0	0	0	0	0	8
3 Jawaun Newton	G 34:19	3-8	1-4	5-6	0 4 4	4 2	12	2	3	1	1	0	0	15
5 Shamar Givance	G 31:10	5-11	1-4	5-8	0 7 7	1 9	16	1	4	3	0	1	0	18
30 Noah Frederking	G 09:11	0-1	0-1	0-0	0 0 0	0 0	0	0	1	0	1	0	0	5
34 Antoine Smith Jr.	20:31	0-1	0-1	0-0	0 3 3	2 0	0	1	0	1	0	0	0	13
13 Blaise Beauchamp	24:11	3-6	1-3	5-6	1 4 5	1 3	12	0	3	2	0	0	0	12
24 Preston Phillips	21:08	1-1	0-0	0-0	1 4 5	1 0	2	0	0	2	0	0	0	6
11 Emmette Page	03:09	0-0	0-0	0-0	0 0 0	0 0	0	0	0	0	0	0	0	-3
00 Gage Bobe	10:48	0-1	0-1	0-0	0 0 0	1 0	0	0	1	0	0	0	0	9
Team					1 3 4		0		1					
Totals		18-38	6-19	18-24	3 30 33	10 19	60	7	13	12	2	1	0	20

Technical Fouls:NONE

	IUPUI	EVANS
Biggest lead	0 (1 st 20:00)	22 (2 nd 0:29)
Best Scoring Run	4 (1 st 16:05)	11 (2 nd 12:13)
Lead Changes	0	
Times Tied	0	
Time with Lead	00:00	38:33

Points from Turnovers	IUPUI	EVANS
Turnovers	8	16
Paint	24	22
Second Chance	8	2
Fast Breaks	9	5
Bench	13	14

Period by Period Scoring	1st	2nd	TOT
IUPUI	19	21	40
EVANS	23	37	60

GAME #3 • DENVER 63, IUPUI 47 (SAN ANTONIO, TEXAS - CONVOCATION CENTER)

IUPUI - 47														
Record: 0-3														
NO. Name	Min	FG	3P	FT	Rebounds	Fouls	TP	AS	TO	ST	Blocks	BS	BA	+/-
24 Jonah Carrasco	F 17:18	0-1	0-0	0-0	3 3 6	2 1	0	0	3	0	0	0	0	1
00 B.J. Maxwell	G 24:11	4-12	3-7	3-3	1 2 3	2 2	14	0	2	0	0	1	0	-9
1 KJ Pruitt	G 19:07	1-3	0-1	0-0	0 1 1	3 1	2	1	5	0	0	0	0	-13
5 Nathan McClure	G 23:43	3-7	1-4	0-0	2 3 5	3 0	7	0	0	1	0	0	0	-19
25 Boston Stanton III	G 18:01	1-5	0-2	0-2	0 5 5	1 1	2	3	2	0	0	0	0	-12
2 Bobby Harvey	26:59	4-8	3-5	2-2	0 6 6	1 3	13	1	0	0	0	0	0	-6
10 Mike DePersia	16:11	1-4	1-3	1-2	0 2 2	1 2	4	3	1	0	0	1	1	-1
23 Chuks Isitua	07:01	0-1	0-0	0-0	0 2 2	2 4	0	0	1	0	0	0	0	-4
12 Azariah Seay	22:45	2-6	1-3	0-0	2 0 2	2 0	5	0	0	0	0	0	0	-6
33 Dimitar Pandev	04:29	0-0	0-0	0-0	0 0 0	0 0	0	0	1	0	0	0	0	-2
4 Bakari LaStrap	20:15	0-5	0-2	0-0	1 1 2	4 2	0	4	6	1	0	0	0	-11
Team					3 1 4		0		0					
Totals		16-52	9-27	6-9	12 26 38	23 12	47	12	21	2	0	3	0	-16

Technical Fouls:NONE

Denver - 63														
Record: 2-1														
NO. Name	Min	FG	3P	FT	Rebounds	Fouls	TP	AS	TO	ST	Blocks	BS	BA	+/-
25 Touko Tainamo	F 14:08	0-6	0-1	0-0	0 2 2	4 1	0	0	2	0	0	0	0	0
0 Payton Moore	G 38:57	3-4	0-0	0-4	1 7 8	2 3	6	0	1	4	0	0	0	19
1 Tevin Smith	G 34:26	2-3	1-2	1-5	2 4 6	0 6	6	1	2	0	0	0	0	8
2 KJ Hunt	G 31:23	9-13	2-2	2-2	0 3 3	0 4	22	2	2	2	1	0	0	19
11 Jordan Johnson	G 35:07	0-6	0-3	5-6	0 3 3	1 5	5	2	3	2	0	0	0	18
5 Coban Porter	15:59	1-4	1-3	0-0	0 1 1	1 0	3	3	0	0	0	0	0	8
24 Michael Henn	24:28	6-9	4-4	5-6	1 2 3	1 3	21	1	1	1	2	0	0	14
4 Thaeler Gatlin	04:58	0-1	0-1	0-0	0 0 0	2 0	0	0	1	0	0	0	0	-5
15 Pedro Lopez Sarvicente	00:34	0-0	0-0	0-1	0 0 0	1 1	0	0	0	0	0	0	0	-1
Team					1 2 3		0		0					
Totals		21-46	8-16	13-24	5 24 29	12 23	63	9	12	9	3	0	0	16

Technical Fouls:NONE

	IUPUI	DEN
Biggest lead	0 (1 st 20:00)	19 (2 nd 17:54)
Best Scoring Run	6 (1 st 12:07)	10 (2 nd 17:54)
Lead Changes	0	
Times Tied	1	
Time with Lead	00:00	38:35

Points from Turnovers	IUPUI	DEN
Turnovers	11	23
Paint	12	20
Second Chance	13	9
Fast Breaks	5	14
Bench	22	24

Period by Period Scoring	1st	2nd	TOT
IUPUI	19	28	47
DEN	37	26	63

GAME #4 • TAMUCC 65, IUPUI 59 (SAN ANTONIO, TEXAS - CONVOCATION CENTER)

IUPUI - 59														
Record: 0-4														
NO. Name	Min	FG	3P	FT	Rebounds	Fouls	TP	AS	TO	ST	Blocks	BS	BA	+/-
24 Jonah Carrasco	F 06:19	0-1	0-0	0-0	1 3 4	3 0	0	0	0	0	2	0	0	-6
00 B.J. Maxwell	G 35:45	4-12	0-5	6-6	1 4 5	3 4	14	0	4	1	0	0	0	-4
1 KJ Pruitt	G 27:19	1-2	1-1	2-2	1 6 7	4 2	5	4	5	1	0	0	0	-2
5 Nathan McClure	G 26:32	3-7	2-6	2-2	1 6 7	4 2	10	2	2	1	0	0	0	-1
25 Boston Stanton III	G 12:37	1-1	1-1	0-0	0 3 3	1 0	3	2	4	0	0	0	0	-14
23 Chuks Isitua	12:00	2-3	0-0	2-3	0 2 2	4 4	6	0	0	0	0	0	0	8
10 Mike DePersia	23:14	2-4	2-4	1-2	0 3 3	2 5	7	2	1	0	0	0	0	6
12 Azariah Seay	18:43	3-8	0-3	3-6	2 0 2	1 3	9	2	2	0	0	0	0	-8
2 Bobby Harvey	21:24	1-6	1-4	0-0	2 0 2	2 1	3	0	1	0	0	0	0	-8
33 Dimitar Pandev	11:40	1-2	0-0	0-0	0 2 2	0 0	2	0	0	0	0	0	0	-13
4 Bakari LaStrap	04:28	0-1	0-1	0-2	0 0 0	2 1	0	0	5	0	0	0	0	-4
Team					2 2 4		0		1					
Totals		18-47	7-25	16-23	10 31 41	24 23	59	12	25	3	3	0	0	-6

Technical Fouls:Coach 2nd3:24

A&M-Corpus Christi - 65										Record: 2-1									
NO.	Name	Min	FG M-A	3P M-A	FT M-A	Rebounds OR DR TOT	Fouls PF FO	TP	AS	TO	ST	Blocks BS BA	+/-						
13	DeLazarus Keys	F 24:02	4-8	0-0	3-5	1 3 4	1 4	11	1	1	2	0	1	-3					
23	San Antonio Brinson	F 21:17	4-9	0-2	1-2	2 3 5	1 3	9	2	0	0	0	0	8					
2	Myles Smith	G 32:50	0-6	0-4	5-6	1 1 2	2 2 5	3	0	1	0	0	0	13					
4	Jalen Jackson	G 23:45	0-6	0-1	2-2	2 2 4	5 3	2	3	2	4	0	0	1					
22	Simeon Fryer	G 20:33	2-5	0-1	3-6	3 2 5	4 3	7	0	2	0	0	1	-5					
0	Trevian Tennyson	17:43	3-8	1-2	0-0	0 1 1	2 0	7	0	3	1	0	0	1					
3	Tyrese Nickelson	16:32	1-3	0-2	2-3	0 2 2	1 2	4	1	1	1	0	0	-3					
10	Isaac Mushila	23:38	6-9	1-2	3-5	3 5 8	3 4	16	0	1	0	0	0	11					
11	Terrion Murdix	16:15	0-1	0-0	2-4	2 2 4	2 2	2	2	2	2	0	1	5					
32	Stephen Faramade	03:25	0-0	0-0	2-2	0 0 0	1 1	2	0	1	1	0	0	2					
Team						1 2 3		0	2										
Totals			20-55	2-14	23-35	13 23 36	24 24	65	12	15	12	0	3	6					
<div><div>Shooting By Period</div><div><div>1st FG% 9-32 28.1%</div><div>3PT% 1-8 12.5%</div><div>FT% 8-10 80%</div><div>2nd FG% 11-23 47.8%</div><div>3PT% 1-6 16.7%</div><div>FT% 15-25 60%</div><div>GM FG% 20-55 36.4%</div><div>3PT% 2-14 14.3%</div><div>FT% 23-35 65.7%</div></div><div>Dead Ball Rebounds: 3</div></div>																			